

## Second Term Evaluation 2016-17

### BASIC SCIENCE

Std : V


Time: 2 hours

#### Instructions


1. The first 15 minutes before the commencement of the evaluation will be cool-off time. This time is to be used for reading and comprehending the questions.
2. Answer all the questions.

#### Activity 1

Identify the simple machines and write their names and their uses.




(a)



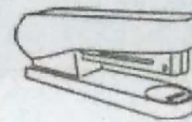
(b)



(c)



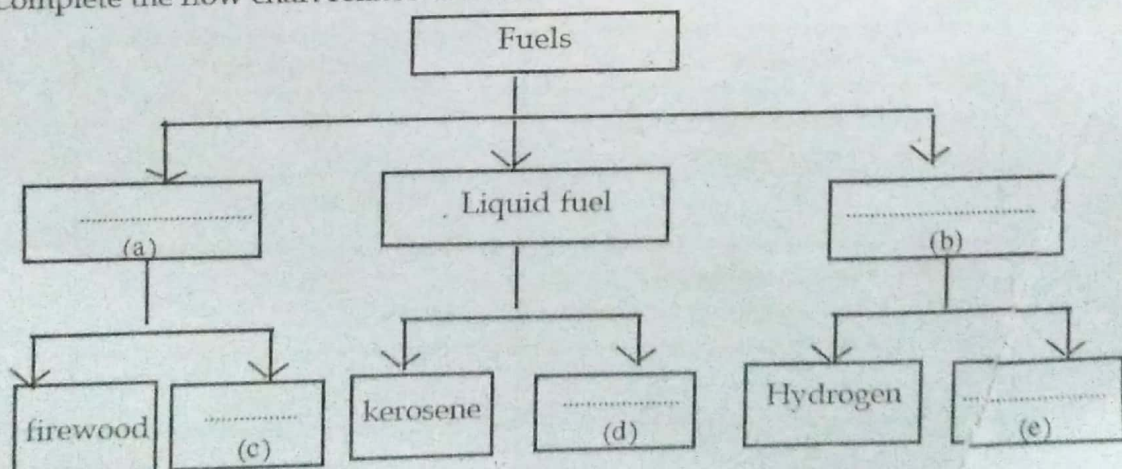
(d)



(e)

#### Activity 2

Complete the flow chart related to fuels.



### Activity 3

- (a) Prepare a poster in connection with the observance of National Energy Conservation Day on the topic **Energy Conservation is possible in various ways**. The poster should convey the idea of the topic. You may include pictures, headlines, message, etc. to make the poster attractive.
- (b) Imagine you are a member of the Energy Conservation unit of your school. Write any one activity you would like to do in your home and at school.

Activity you would like to do at home	Activity you would like to do at school

### Activity 4

- (a) Explain the method by which big logs of wood are loaded into a lorry, without the help of machines or animals.
- (b) What arrangements are made on the rails of the steps for the children with disabilities to reach the classroom?
- (c) Which of the following simple machines given below make use of the above methods and arrangements?

• Hammer	• Wedge	• Chisel
• Pulley	• Stapler	• Axe

### Activity 5

Some situations people might face in their day-to-day life and some equipments used to overcome such situations are given in the table below.

Complete the table.

Situations	Equipments
A person cannot enjoy music because of his deafness.	(a) .....
(b) .....	White Cane
A student finds it difficult to read the textbook due to lack of sight.	(c) .....
(d) .....	Tactile Watch
(e) .....	Embossed map

### Activity 6

Observe the diagram carefully.



- (a) Name the organ in the picture given above.
- (b) Name the part where the image of the candle is formed.
- (c) Draw the image formed along with the path of light. Write any two peculiarities of the image compared to the object.

.....