



FUSCO'S SCHOOL (ICSE)

Indiranagar , Bangalore

HALF YEARLY EXAMINATION 2016-2017

Subject: COMPUTER APPLICATIONS

Class:VII

Time: 2hrs

Mark: 80

I.Fill in the blanks:

5x1=5

1. Flash is a powerful _____ software package developed by _____
2. The _____ is a fixed window that stays on top of every object in workspace.
3. Layers are like _____ sheets that can hold objects and are stacked on top of each layers.
4. A string variable contains values _____ or _____ within double quotes.
5. _____ Statements helps to control the flow of a program.

II. Multiple choice Questions.

5x1=5

1. _____ Sign is used to represent an alphabet in a string.
a) + b)\$ c)?
2. Which key combination can group the objects in Flash?
a) Ctrl+O b) Shift+G c)Ctrl+G
3. Name the special window that displays data,when you insert a chart.
a) Datasheet b)Database c) Sheet
4. What do we call a row in a database?
a) Record b)Field c)Form
5. Which function key is used to insert a chart, instantly in a worksheet?
a) F6 b)F8 c)F11

III. State True or False:

5x1=5

1. Form provides the option to delete a particular record.
2. You can change the pattern of data series using Fill button.
3. The default stage size is 550 X 400 pixels.
4. An animation cannot be repeated more than once.
5. Numeric variable can hold only numbers.

IV. Write the use of the following shortcut keys:(MS.Excel)

5x1=5

1. Shift +F11 -
2. F4 -
3. F2 -
4. F11 -
- 5 Ctrl+X -

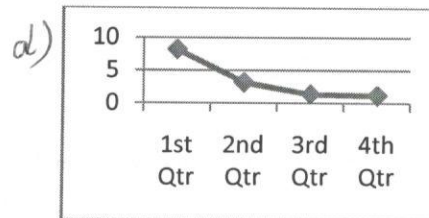

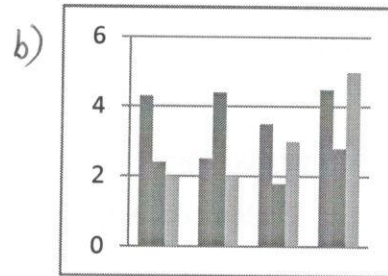
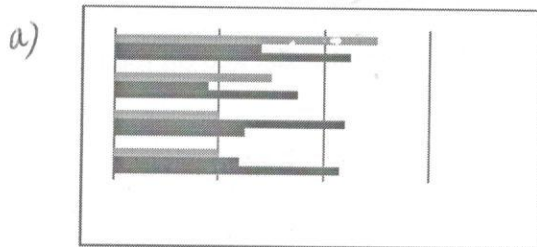
V. Match the following :

5x1=5

- 1. BASIC - James T.Russell
- 2. ENIAC - Dr. Robert H. Dennard
- 3. DRAM - John Kemeny
- 4. Mobile Phone - Sir John Mauchy
- 5. Compact Disk - Martin Cooper

VI. Write the names of the following chart:

2x2=4



VII. Application based Question:

3x2=6

- 1. Mohit created an animation file using Flash. He wants to convert an object to symbol using shortcut key. Which shortcut key should he use?
- 2. Ritu is a student of class VII. Her geography teacher has asked her to prepare a chart on the population of four Metro cities of India. Suggest to her the best suited chart type for her project.
- 3. Varun is maintaining the mark sheet of his class in MS Excel. The teacher has asked Varun to find the maximum and minimum marks obtained in the class. Which feature of MS Excel should varun use in order to accomplish the task?

VIII. Answer in one line or sentence.

5x1=5

- 1. What are the types of gradients? Name them.
- 2. What are the default stage dimensions displayed on the Flash Windows?
- 3. What are the two methods for creating an animation in Flash?
- 4. Define Goal Seek.
- 5. Who is considered as the main programmer of Flash?

IX. Answer the following in short:

10x2=10

1. What is a pivot Table?
2. Define Data Series.
3. What do you know about Flash?
4. What is Tint Tweening?
5. What do you understand by the term layer?
6. What do you know about animation?
7. What is a database?
8. What is sorting?
9. What does the property inspector display?
10. What do you know about masking in Flash?

X. Answer the following in detail

5x3=15

1. What is the difference between Filter and Advanced Filter option?
2. What do you understand by the term Data Consolidation?
3. What is the difference between Frame and Keyframe?
4. What is the use of Onion Skin Tool?
5. What do you understand by Constants and variables?

XI. Write the steps for the following:

5x3=15

1. How will you add a new layer?
2. How will you rotate an object?
3. How will you group worksheet?
4. Write the steps to sort data in MS Excel ?
5. How will you insert picture in your worksheet?
