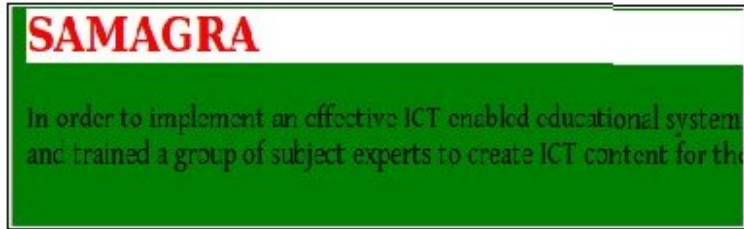


A web page related to the Educational portal named 'SAMAGRA' is given in the folder Exam_documents in Home with the name **samagra.html**. Open it using Text Editor and make the given changes using Cascading Style codes (CSS).



- Change the background colour of the web page to pink.
- Change the font size of the paragraph to 18px.

Save the file using the option '**Save As**' in the folder Exam10 in Home with your Register Number_ Question Number as the file name. Open the file in a web browser.

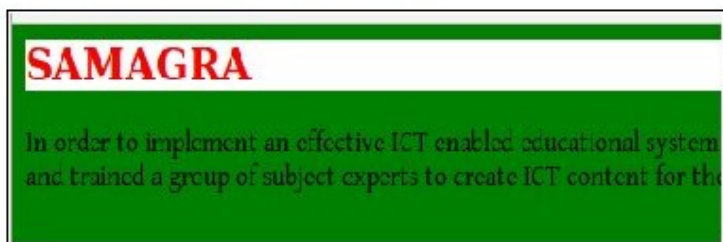
Application --->Accessories-->Text Editor

File--->Open-->Home-->Exam_documents-->Samagra.html

```
<html>
  <head>
    <style>
      body{background:pink;}
      h2{font-size:24px; background:white; color:red;}
      p{font-family:Gentium; font-size:18px; }
    </style>
  </head>
  <body>
    <H2> SAMAGRA </H2>
    <p> In order to implement an effective ICT enabled educational..... </p>
  </body>
</html>
```

File--->Save As---> Exam10--->Regno_ Question no

A web page related to the Educational portal named 'SAMAGRA' is given in the folder Exam_documents in Home with the name **samagra.html**. Open it using Text Editor and make the given changes using Cascading Style codes (CSS).



- Change the background colour of the heading to pink.
- Change the font colour of the paragraph to yellow.

Save the file using the option '**Save As**' in the folder Exam10 in Home with your Register Number_ Question Number as the file name. Open the file in a web browser.

Application --->Accessories-->Text Editor

File--->Open-->Home-->Exam_documents-->Samagra.html

```
<html>
  <head>
    <style>
      body{background:green;}
      h2{font-size:24px; background:pink; color:red;}
      p{font-family:Gentium;color:yellow;}
    </style>
  </head>
  <body>
    <H2> SAMAGRA </H2>
    <p> In order to implement an effective ICT enabled educational system.....
  </p>
  </body>
</html>
```

File--->Save As---> Exam10--->Regno_Question no

The image1 given below is the browser view of the web page named **kuttikoottam.html**. The file **kuttikoottam.html** is given in the folder **Exam_documents** in **Home**. Open it using **Text Editor** and make necessary changes in **Cascading Style codes (CSS)** to make it appear as the one given in the **Image2**. Save the file using the option '**Save As**' in the folder **Exam10** in **Home** with your **Register Number_ Question Number** as the file name. Open the file in a web browser.

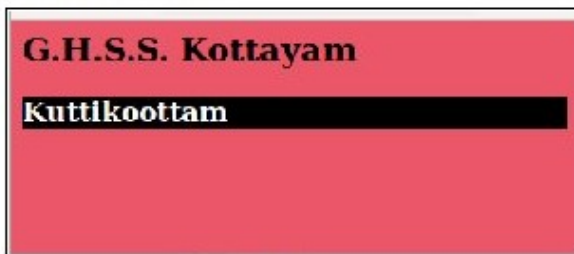


Image-1



Image-2

Application --->Accessories-->Text Editor

File--->Open-->Home-->Exam_documents-->kuttikoottam.html

```
<html>
  <head>
    <style>
      body{background:#EC5669;}
      h3{font-size:20px;background:Black;color:white; }
      h2{font-size:20px;background:white;color:red; }
    </style>
  </head>
  <body>
```

<h2> G.H.S.S. Kottayam </h2>

<h3> Kuttikoottam </h3>

</body>

</html>

File--->Save As---> Exam10--->Regno_ Question no

A web page related to the Environmental Awareness Program is given in the folder Exam_documents in Home with the name **natural_pollutions.html**. Open it using Text Editor and make the given changes using Cascading Style codes (CSS).

- Change the background colour of the heading "Forms of pollution" to yellow.
- Change the font colour of the headings "Air pollution" and "Water pollution" to red.

Forms of pollution

Air pollution

Air pollution occurs when harmful substances including particulates, diseases, allergies or death of humans; it may also cause harm to the natural or built environment.

Water pollution

Water pollution is the contamination of water bodies (e.g. lakes, rivers, oceans, aquifers) by pollutants that directly or indirectly discharge into them.

Save the file using the option '**Save As**' in the folder Exam10 in Home with your Register Number_ Question Number as the file name. Open the file in a web browser.

Application --->Accessories-->Text Editor

File--->Open-->Home-->Exam_documents-->natural_pollutions.html

<html>

<head>

<style>

h2 {color:#30705C;background:yellow;}

h3 {color:red;background:#EFCBA0;}

p {color:#0F11A4;font-size:16px;}

</style>

</head>

<body>

<h2>Forms of pollution</h2>

<h3>Air pollution</h3>

<p> Air pollution occurs when harmful substances including particulates and</p>

<h3>Water pollution</h3>

<p>Water pollution is the contamination of water bodies (e.g. lakes, rivers, oceans, aquifers)</p>

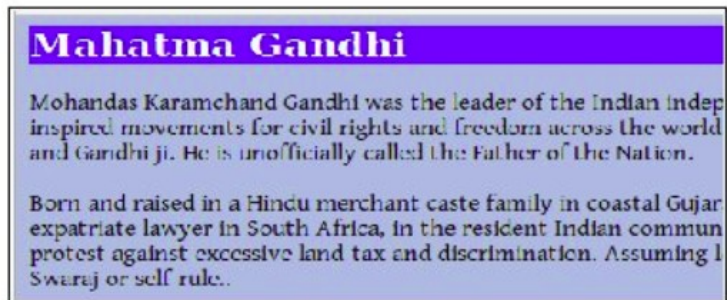
</body>

</html>

File--->Save As---> Exam10--->Regno_ Question no

A web page containing details about Mahatma Gandhi is given in the folder Exam_documents in Home with the name **gandhiji.html**. Open it using Text Editor and make the given changes using Cascading Style codes (CSS).

- Change the font colour of the paragraphs to 'Yellow'.
- Change the background colour of the web page to 'black'.



Save the file using the option '**Save As**' in the folder Exam10 in Home with your Register Number_ Question Number as the file name. Open the file in a web browser.

Application --->Accessories-->Text Editor
File--->Open-->Home-->Exam_documents-->natural_pollutions.html

```

<html>
<head>
<style>
  body{background:black;}
  h2{font-size:24px; background:blue; color:white;}
  p{font-family:Gentium;color:yellow;}
</style>
</head>
<body>
<h2> Mahatma Gandhi </h2>
<p> Mohandas Karamchand Gandhi ..... </p>

</body>
</html>

```

File--->Save As---> Exam10--->Regno_ Question no

A web page being prepared by the members of Kuttikoottam Club is given in the folder Exam_documents in Home with the name **schoolsite.html**. Open it using Text Editor and make the given changes using Cascading Style codes (CSS).



- Change the font face of the paragraph to 'Ubuntu Condensed'.
- Change the font size of the name of the school to 30px.

Save the file using the option '**Save As**' in the folder Exam10 in Home with your Register Number_ Question Number as the file name. Open the file in a web browser.

Application --->Accessories-->Text Editor

File--->Open-->Home-->Exam_documents-->schoolsite..html

```
<html>
  <head>
    <style>
      body{background:black}
      h2{color:#2FDDEB;font-size:30px;}
      p{font-family:Ubuntu condensed;font-size:19px; color:#E1E3D4;}
    </style>
  </head>
  <body>
    <h2> GGHSS Calicut </h2>
    <p> Hi-tech School at Calicut </p>
  </body>
</html>
```

File--->Save As---> Exam10--->Regno_Question no