

# ICSE Paper 2008

## PHYSICS

### SECTION-I (40 Marks)

*Compulsory : Attempt all questions from this Section.*

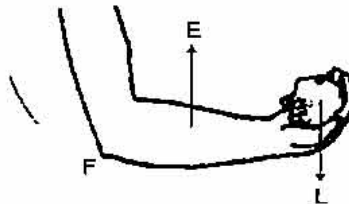
#### Question 1.

- (a) Name the SI unit of:\*\*  
(i) Linear momentum  
(ii) Rate of change of momentum. [2]
- (b) A body of mass 1.50 kg is dropped from the 2nd floor of a building which is at a height of 12 m. What is the force acting on it during its fall?  
( $g = 9.80 \text{ m/s}^2$ ) [2]
- (c) When an arrow is shot from a bow, it has kinetic energy in it. Explain briefly from where does it get its kinetic energy? [2]
- (d) What energy conversions take place in the following when they are working :  
(i) Electric toaster (ii) Microphone? [2]
- (e) Copy the diagram of the forearm given below, indicate the positions of Load, Effort and Fulcrum. [2]



#### Answer :

- (b) We know that  $F = mg$   
 $= 1.5 \times 9.8 = 14.7\text{N}$  Ans.
- (c) When bow is stretched it has elastic potential energy and on releasing it, it converts to kinetic energy.
- (d) (i) Electric energy to heat energy.  
(ii) Sound energy to electrical energy
- (e)



#### Question 2.

- (a) (i) A monochromatic beam of light of wavelength  $\lambda$  passes from air into a glass block. Write an expression to show the relation between the speed of light in air and the speed of light in glass.

\*\* Answer has not given due to out of present syllabus.

- (ii) As the ray of light passes from air to glass, state how the wavelength of light changes. Does it increase, decrease or remain constant? [2]
- (b) In what way will the temperature of water at the bottom of a water fall be different from the temperature at the top? Give a reason for your answer. [2]
- (c) A radar sends a signal to an aeroplane at a distance 45 km away with a speed of  $3 \times 10^8 \text{ ms}^{-1}$ . After how long is the signal received back from the aeroplane? [2]
- (d) Draw a ray diagram to illustrate the determination of the focal length of a convex lens using an auxiliary plane mirror. [2]
- (e) What is meant by primary colours? Name the primary colours of light. \*\* [2]

Answer :

(a) (i) 
$$\mu = \frac{C}{v} = \frac{\text{Speed of light in air}}{\text{Speed of light in glass}}$$

(ii) We know that 
$$\mu = \frac{C}{v}$$

$$v = f\lambda$$

$$v \propto \lambda \quad (\because f = \text{constant})$$

Now 
$$\mu = \frac{C}{\lambda}$$

$$\mu \propto \frac{1}{\lambda}$$

Refractive index ( $\mu$ ) increases with decrease in wavelength ( $\lambda$ ).

$\therefore$  Wavelength of light decreases.

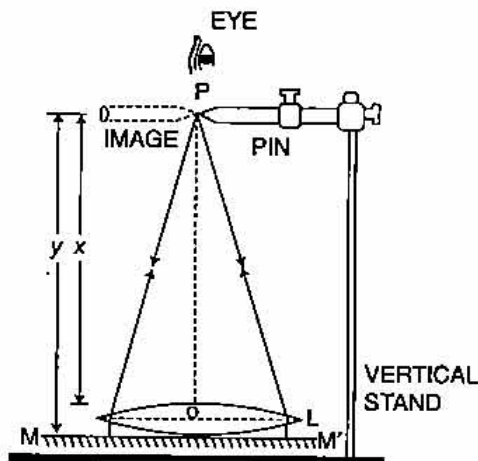
- (b) Temperature at bottom is more, because the potential energy at top converts to heat energy when water reaches at bottom, as a result temperature of water increases.

(c) We know that 
$$t = \frac{2d}{v}$$

Here,  $d = 45 \text{ km} = 45 \times 1000 \text{ m}$ ,  $v = 3 \times 10^8 \text{ ms}^{-1}$

$$= \frac{2 \times 45 \times 1000}{3 \times 10^8} = \frac{90}{3} \times 10^{-4} = 3 \times 10^{-4} \text{ sec.} \quad \text{Ans.}$$

(d)



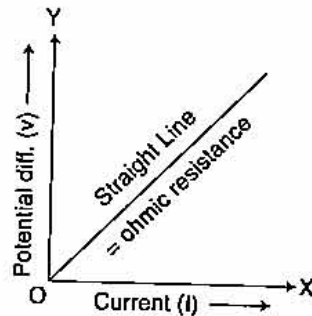
\*\* Answer has not given due to out of present syllabus.

**Question 3.**

- (a) (i) Sketch a graph to show the change in potential difference across the ends of an ohmic resistor and the current flowing in it. Label the axes of your graph. [2]  
 (ii) What does the slope of the graph represent? [2]
- (b) Draw a labelled diagram of the staircase wiring for a dual control switch showing a bulb in the circuit. [2]
- (c) The electrical gadgets used in a house such as bulbs, fans, heater, etc., are always connected in parallel, NOT in series. Give two reason for connecting them in parallel. [2]
- (d) An electrical heater is rated 4 kW, 220 V. Find the cost of using this heater for 12 hours if one kWh of electrical energy costs Rs. 3.25. [2]
- (e) State one point of similarity and one point of difference between an a.c. generator and a d.c. motor. [2]

**Answer :**

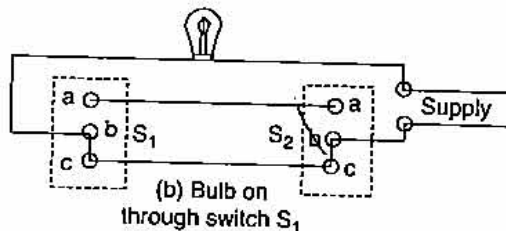
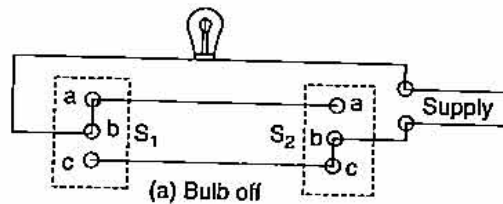
(a) (i)



(ii)

$$\text{Slope} = \frac{\Delta V}{\Delta I} = R$$

(b)



Either of switch is ON, Bulb will be ON.

- (c) (i) In parallel the voltage across or potential across is same.  
 (ii) If one of the applians is off or not working atleast others will work.
- (d) Given :  $P = 4 \text{ Kw}$ ,  $V = 220 \text{ V}$ ,  $t = 12 \text{ hrs}$

$$E = P \times t = 4 \times 12 = 48 \text{ kWh}$$

$$\text{Cost} = 48 \times 3.25 = \text{Rs. } 156.$$

**Ans.**

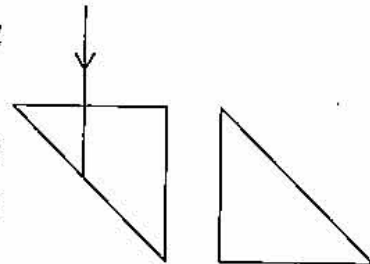
- (e) *Difference* : AC generator converts mechanical energy to electrical while DC motor converts electrical energy to mechanical.

*Similarity* : in both, the coil or armature moves or rotate in uniform magnetic field.

**Question 4.**

- (a) Two isosceles right-angled glass prisms are placed near each other as shown in the figure.

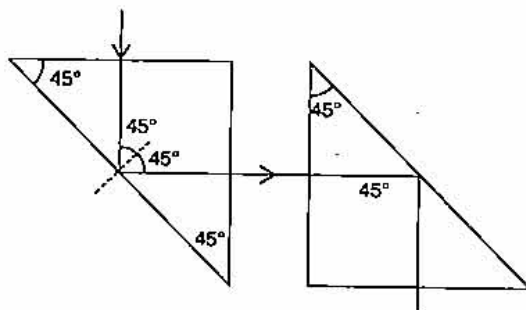
Complete the path of the light ray entering the first isosceles right-angled glass prism till it emerges from the second identical prism. [2]



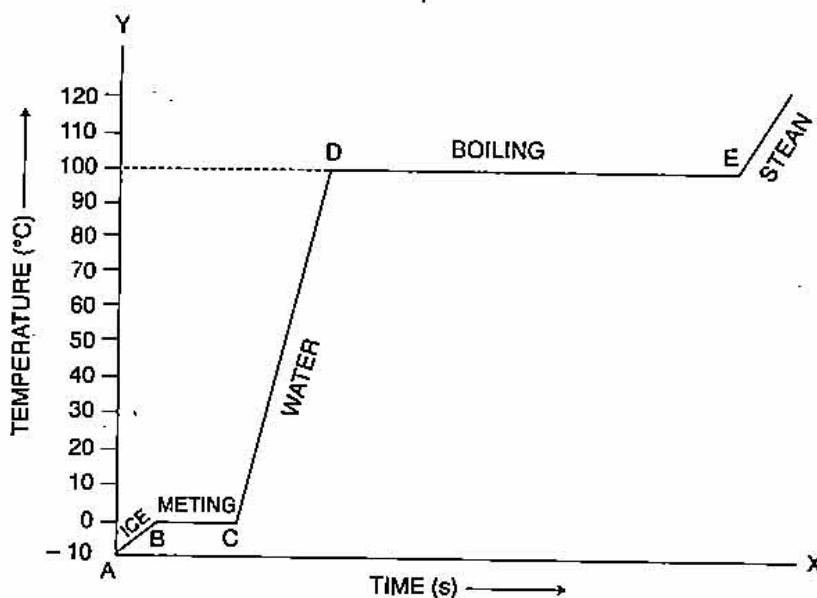
- (b) A certain quantity of ice at  $0^{\circ}\text{C}$  is heated till it changes into steam at  $100^{\circ}\text{C}$ . Draw a time-temperature heating curve to represent it. Label the two phase changes in your graph. [2]
- (c) What is meant by work function of a metal? [2]
- (d) What is radioactivity? [2]
- (e) Mention any two differences between nuclear energy and chemical energy. \*\* [2]

**Answer :**

(a)



(b)



\*\* Answer has not given due to out of present syllabus.

- (c) **Work function** : Work function is the maximum amount of energy required to eject an electron from a metal surface. It is measured in eV.
- (d) **Radioactivity** : Radioactivity is a nuclear phenomenon. It is the spontaneous emission of  $\alpha$ ,  $\beta$  and  $\gamma$  radiation from the nuclei of an atom.

**SECTION-II (40 Marks)**

Attempt any **four** questions from this Section.

**Question 5.**

- (a) (i) A stone of mass 64.0g is thrown vertically upward from the ground with an initial speed of 20.0 m/s. The gravitational potential energy at the ground level is considered to be zero. Apply the principle of conservation of energy and calculate the potential energy at the maximum height attained by the stone. ( $g = 10 \text{ ms}^{-2}$ ).
- (ii) Using the same principle, state what will be the total energy of the body at its half-way point? [3]
- (b) Define 'joule', the SI unit of work and establish a relationship between the SI and CGS unit of work. [3]
- (c) (i) Draw a labelled diagram of a block and tackle system of pulleys with two pulleys in each block. Indicate the directions of the load, effort and tension in the string.
- (ii) Write down the relation between the load and the effort of the pulley system. [4]

**Answer :**

- (a) (i) Given :  $m = 64.0 \text{ g}$ ,  $v = 20 \text{ m/s}$ .

K.E. at ground will be equal to potential energy at top.

$$\begin{aligned} \frac{1}{2} mv^2 &= \frac{1}{2} \times \frac{64}{1000} \times 20 \times 20 \\ &= \frac{128}{10} \\ &= 12.8 \text{ J} \end{aligned}$$

- (ii) At Half way the energy (Potential) is half because the height is half.

$$\begin{aligned} \text{Energy} &= \frac{12.8}{2} \\ &= 6.4 \text{ J.} \end{aligned}$$

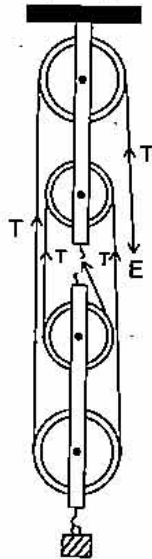
- (b) **Joule** : One Joule is the work done when a force of 1N acts on a body and it displaces by 1m in its own direction.

The SI unit of work is Joule.

C.G.S. unit of work = ergs

$$1\text{J} = 10^7 \text{ ergs}$$

(c) (i) Block and tackle system of a pulley.



(ii)

$$\begin{aligned} \text{M.A.} &= \frac{\text{Load}}{\text{Effort}} \\ &= \frac{nT}{T} \\ &= n \end{aligned}$$

where  $n$  = no. of pulleys.

**Question 6.**

(a) What is meant by the 'aperture' and 'shutter speed' of a camera? How are they related? \*\* [3]

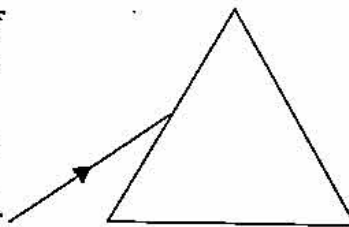
(b) (i) Draw a labelled ray diagram to illustrate (1) critical angle (2) total internal reflection, for a ray of light moving from one medium to another.

(ii) Write a formula to express the relationship between refractive index of the denser medium with respect to rarer medium and its critical angle for that pair of media. [3]

(c) (i) The diagram given alongside shows a ray of light incident on an equilateral glass prism placed in minimum deviation position.

Copy the diagram and complete it to show the path of the refracted ray and the emergent ray.

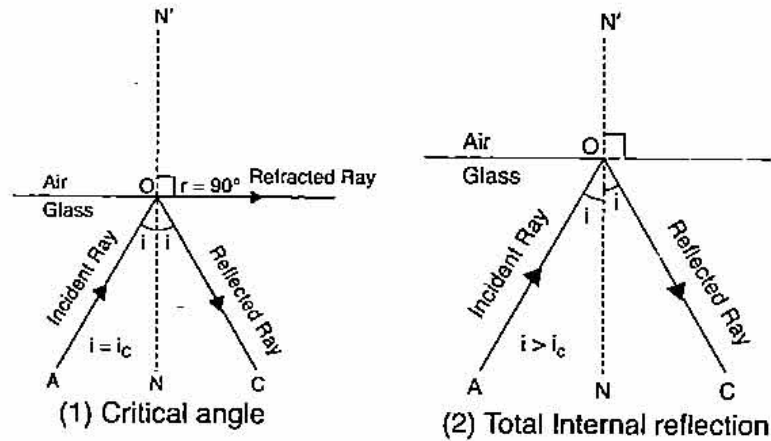
(ii) How are angle of incidence and angle of emergence related to each other in this position of the prism? [4]



\*\* Answer has not given due to out of present syllabus.

Answer.

(b) (i)



(ii) Refractive index of air with respect to glass is

$$g\mu_a = \frac{\sin i_c}{\sin 90^\circ}$$

$\therefore$

$$g\mu_a = \sin i_c$$

But

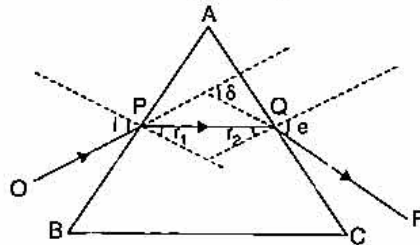
$$a\mu_g = \frac{1}{g\mu_a}$$

$$a\mu_g = \frac{1}{\sin i_c} = \operatorname{cosec} i_c$$

or

$$g\mu_a = \sin i_c$$

(c) (i) For minimum deviation :  $i = e$ ,  $r_1 = r_2$ ,  $\delta = \delta_m$



(ii)  $i = e$  (Same or equal)

**Question 7.**

- (a) (i) What is meant by an echo? Mention one important condition that is necessary for an echo to be heard distinctly.
- (ii) Mention one important use of echo. [3]
- (b) (i) What is the name given to a cylindrical coil whose diameter is less in comparison to its length?
- (ii) If a piece of soft iron is placed inside the current carrying coil, what is the name given to the device?
- (iii) Give one use of the device named by you in (b) (ii) above. [3]
- (c) (i) Sometimes when a vehicle is driven at a particular speed, a rattling sound is heard. Explain briefly, why this happens and give the name of the phenomenon taking place.
- (ii) Suggest one way by which the rattling sound could be stopped. [4]

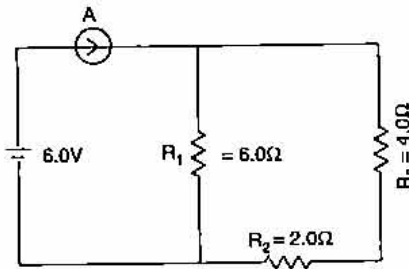
**Answer :**

- (a) (i) **Echo** : It is reflection of sound when it strikes the rigid surface.  
The minimum distance must be approx. 17 cm.
- (ii) Use of echo is SONAR.
- (b) (i) Solenoid  
(ii) Electromagnet.  
(iii) Electric bell (d.c.)
- (c) (i) Phenomenon is resonance. When the frequency of engine becomes equal to the body of vehicle, due to resonance rattling sound is heard.  
(ii) Rattling sound can be stopped by changing the speed of vehicle.

**Question 8.**

- (a) (i) Why does a magnetic needle show a deflection when brought close to a current carrying conductor ?  
(ii) A wire bent into a circle carries current in an anti clockwise direction. What polarity does this face of the coil exhibit ? [3]


- (b) Three resistors of  $6.0 \Omega$ ,  $2.0 \Omega$  and  $4.0 \Omega$  respectively are joined together as shown in the figure. The resistors are connected to an ammeter and to a cell of emf  $6.0 \text{ V}$ . Calculate :



- (i) The effective resistance of the circuit.  
(ii) The current drawn from the cell. [3]
- (c) (i) How does the heat produced in a wire or a conductor depend upon the :  
(1) current passing through the conductor.  
(2) resistance of the conductor ?  
(ii) Draw a simple sketch of a step down transformer. Label the different parts in the diagram. [4]

**Answer :**

- (a) (i) It is because the current carrying coil produces magnetic field around it.  
(ii) North pole is exhibited.
- (b) (i) Resistors  $R_2$  and  $R_3$  are in series.  
 $\therefore R = 2 + 4 = 6\Omega$   
and this is parallel to  $R_1 = 6\Omega$ .



ANTICLOCKWISE CURRENT

$$\frac{1}{R} = \frac{1}{6} + \frac{1}{6}$$

$$\frac{1}{R} = \frac{2}{6} \text{ or } R = 3\Omega.$$

**Ans.**

(ii)

$$V = IR$$

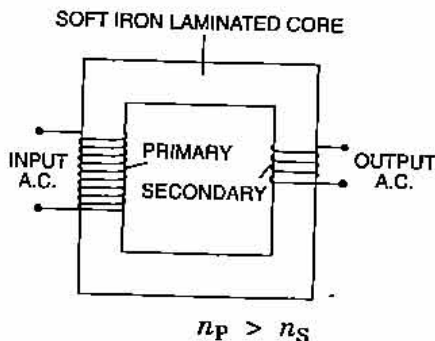
$$I = \frac{V}{R} = \frac{6}{3} = 2A$$

**Ans.**



682 | ICSE Last 10 Years Solved Papers

- (c) (i) (1)  $H \propto I^2$   
 (2)  $H \propto R$   
 (ii)

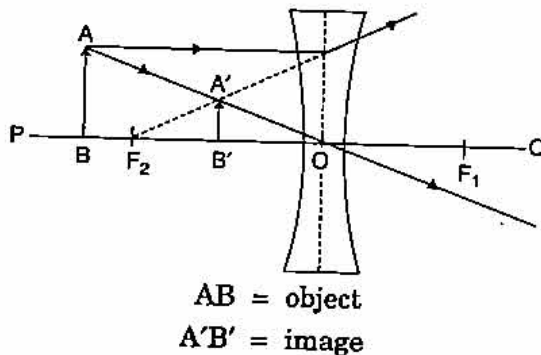


**Question 9.**

- (a) (i) Define heat capacity of a given body. What is its SI unit?  
 (ii) What is the relation between heat capacity and specific heat capacity of a substance? [3]
- (b) A linear object is placed on the axis of a lens. An image is formed by refraction in the lens. For all positions of the object on the axis of the lens, the positions of the image are always between the lens and the object.  
 (i) Name the lens.  
 (ii) Draw a ray diagram to show the formation of the image of an object placed in front of the lens at any position of your choice except infinity. [3]
- (c) A piece of ice of mass 40 g is dropped into 200 g of water at 50°C. Calculate the final temperature of water after all the ice has melted. (specific heat capacity of water = 4200 J/kg °C, specific latent heat of fusion of ice =  $336 \times 10^3$  J/kg) [4]

**Answer :**

- (a) (i) **Heat Capacity :** Heat capacity is the amount of heat required to raise the temperature of a body by 1°C. Its SI unit is J/°C.  
 (ii) Heat capacity = mass × specific heat capacity.
- (b) (i) Concave lens.  
 (ii)



- (c) Given :  $m$  (ice) = 40 gm =  $\frac{40}{1000}$  kg.,  $m$  (water) = 200 gm =  $\frac{200}{1000}$  kg, Temp. (water) = 50°C

Let

Final temperature = T°C

Heat taken by ice = Heat given by water

$$mL + mc\Delta T = mc\Delta T$$

$$\frac{40}{1000} \times 336 \times 10^3 + \frac{40}{1000} \times 4.2 \times 10^3 \times T = \frac{200}{1000} \times 4.2 \times 10^3 \times (50 - T)$$

$$40 \times 336 + 40 \times 4.2 T = 200 \times 4.2 \times (50 - T)$$

$$336 + 4.2T = 21(50 - T)$$

$$336 + 4.2 T = 1050 - 21 T$$

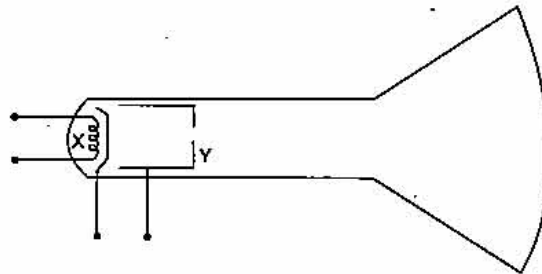
$$25.2T = 714$$

$$T = 28.33^\circ\text{C}.$$

Ans.

### Question 10.

- (a) (i) When does the nucleus of an atom become radioactive ?  
 (ii) How is the radioactivity of an element affected when it undergoes a chemical change to form a chemical compound ?  
 (iii) Name the product of nuclear fission which is utilized to bring about further fission of  ${}_{92}^{235}\text{U}$ .\*\* [3]
- (b) (i) Mention one use and one harmful effect of radioactivity.  
 (ii) Give one source of background radiation. [3]
- (c) (i)



The above diagram shows an electron gun of a hot cathode ray tube,

- Name the parts X and Y.
- A 6V d.c. source and a 1000V d.c. source are available. Show how these sources should be connected to the terminals of X and Y so as to obtain a focused beam of fast moving electrons.

- (ii) Give one use of a cathode ray tube. [4]

### Answer

- (a) (i) When the atomic number of an element is more than 82, it became radioactive.  
 $\therefore$  elements having atomic number between 82 to 92 are very good radioactive elements.

\*\* Answer has not given due to out of present syllabus.

- (ii) No change, because in chemical change only electron changes while radioactivity is nuclear phenomenon.
- (b) (i) **Use of radioactivity** : Carbon dating.  
**Harmful effect** : The radiations kills living cells and tissues.
- (ii) Background radiations are produced by substances like K-40, C-14 and radium contained in our body.
- (c) (i) (1) X → filament.  
Y → anode.  
(2) X (filament) is given low d.c. source (6V) and Y (anode) is given high voltage (1000V d.c.).
- (ii) **Use** : In picture tube of T.V.