

Study Material

Downloaded from Vedantu

About Vedantu

Vedantu is India's largest **LIVE online teaching platform** with best teachers from across the country.

Vedantu offers Live Interactive Classes for **JEE, NEET, KVPY, NTSE, Olympiads, CBSE, ICSE, IGCSE, IB & State Boards** for Students Studying in **6-12th Grades** and Droppers.

FREE

LIVE ONLINE

MASTER CLASSES

FREE Webinars by Expert Teachers



Register for FREE

Awesome Master Teachers



Anand Prakash
B.Tech, IIT Roorkee
Co-Founder, Vedantu



Pulkit Jain
B.Tech, IIT Roorkee
Co-Founder, Vedantu



Vamsi Krishna
B.Tech, IIT Bombay
Co-Founder, Vedantu



“My mentor is approachable and **guides me in my future aspirations as well.**”

Student - **Ayushi**



“My son loves the sessions and **I can already see the change.**”

Parent - **Sreelatha**



10,04,600+
Hours of LIVE Learning



9,49,900+
Happy Students



95%
Top Results

95% Students of Regular Tuitions on Vedantu scored above **90%** in exams!

Vedantu

FREE MASTER CLASS SERIES

- ✓ For **Grades 6-12th** targeting **JEE, CBSE, ICSE** & much more
- ✓ **Free 60 Minutes Live Interactive** classes everyday
- ✓ Learn from the **Master Teachers** - India's best

Register for **FREE**

Limited Seats!

Download Vedantu's App & Get



All Study Material
with Solution




LIVE
Doubt Solving



Daily
LIVE Classes



FREE Tests and
Reports



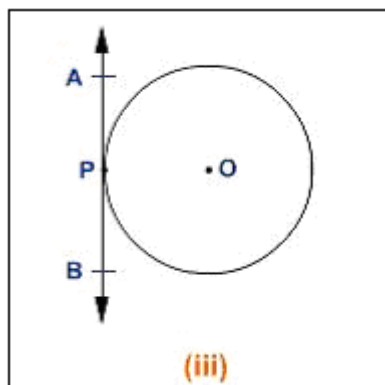
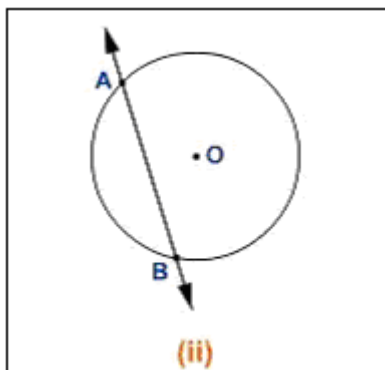
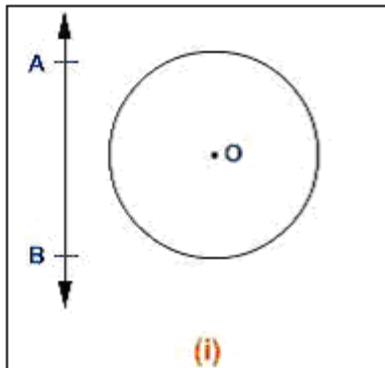
GET IT ON
Google Play

DOWNLOAD THE APP

Circles

Tangent to a Circle

A tangent is a line touching a circle at one point



1. **Non-intersecting line** - fig (i): The circle and the line AB have no common point.
2. **Secant** - fig (ii): The line AB intersects the circle at two points A and B . AB is the secant of the circle.
3. **Tangent** - fig (iii): The line AB touches the circle at only one point. P is the point on the line and on the circle. P is called the point of contact. AB is the tangent to the circle at P .

Vedantu

Study Materials

[NCERT Solutions for Class 6 to 12 \(Math & Science\)](#)

[Revision Notes for Class 6 to 12 \(Math & Science\)](#)

[RD Sharma Solutions for Class 6 to 12 Mathematics](#)

[RS Aggarwal Solutions for Class 6, 7 & 10 Mathematics](#)

[Important Questions for Class 6 to 12 \(Math & Science\)](#)

[CBSE Sample Papers for Class 9, 10 & 12 \(Math & Science\)](#)

[Important Formula for Class 6 to 12 Math](#)

[CBSE Syllabus for Class 6 to 12](#)

[Lakhmir Singh Solutions for Class 9 & 10](#)

[Previous Year Question Paper](#)

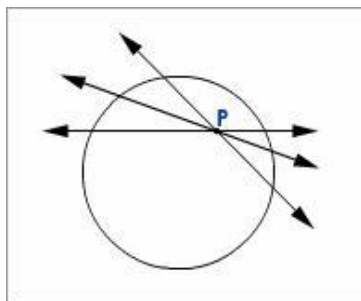
[CBSE Class 12 Previous Year Question Paper](#)

[CBSE Class 10 Previous Year Question Paper](#)

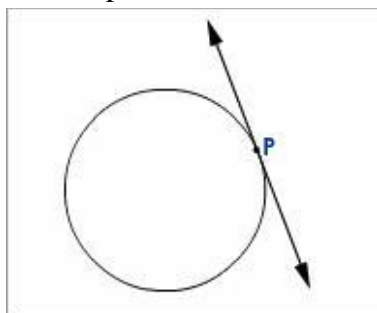
[JEE Main & Advanced Question Paper](#)

[NEET Previous Year Question Paper](#)

Number of Tangents from a Point on a Circle

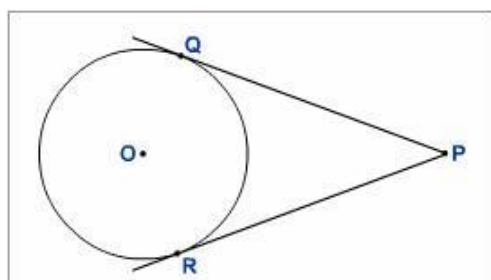


From a point inside a circle, no tangents can be drawn to the circle.



From a point on a circle, only 1 tangent can be drawn to the circle.

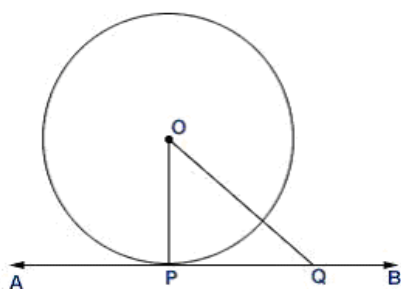
In this figure, P is a point on the circle. There is only 1 tangent at P. P is called the point of contact.



From a point outside a circle, exactly 2 tangents can be drawn to the circle. In this figure, P is the external point. PQ and PR are the tangents to the circle at points Q and R respectively. The length of a tangent is the length of the segment of the tangent from the external point to the point of contact. In this figure, PQ and PR are the lengths of the 2 tangents.

Theorem 1:

The tangent at any point of a circle is perpendicular to the radius through the point of contact.



Given:

AB is a tangent to the circle with centre O. P is the point of contact. OP is the radius of the circle.

To prove:

$OP \perp AB$

Proof:

Let Q be any point (other than P) on the tangent AB.

Then Q lies outside the circle.

$\Rightarrow OQ > r$

$\Rightarrow OQ > OP$ For any point Q on the tangent other than P.

$\Rightarrow OP$ is the shortest distance between the point O and the line AB.

$\Rightarrow OP \perp AB$

(\because The shortest line segment drawn from a point to a given line, is perpendicular to the line)

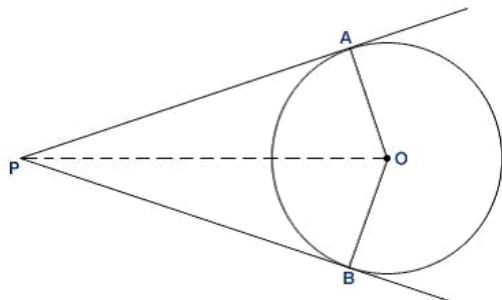
Thus, the theorem is proved.

From the above theorem,

1. The perpendicular drawn from the centre to the tangent of a circle passes through the point of contact.
2. If OP is a radius of a circle with centre O, a perpendicular drawn on OP at P, is the tangent to the circle at P.

Theorem2:

The lengths of tangents drawn from an external point to a circle are equal.



Given:

P is an external point to a circle with centre O. PA and PB are the tangents from P to the circle. A and B are the points of contact.

To prove:

$PA = PB$

Construction:

Join OA, OB, OP.

Proof:

In triangle APO and BPO,

Statement	Reason
$OA = OB$	Radii of the same circle
$\angle OAP = \angle OBP = 90^\circ$	The radius is perpendicular to the tangent at the point of the contact.
$OP = OP$	Common
$\triangle OAP \cong \triangle OBP$	By SAS postulate
$PA = PB$	CPCT(Third side of the triangles)

From the above theorem,

1. $\angle AOP = \angle BOP$ (CPCT) This states that the two tangents subtend equal angles at the centre of the circle
2. $\angle APO = \angle BPO$ (CPCT) The tangents are equally inclined to the line joining the point and the centre of the circle.

Or the centre of the circle lies on the angle bisector of the $\angle APB$.

Thank You
for downloading the PDF

FREE LIVE ONLINE

MASTER CLASSES

FREE Webinars by Expert Teachers



Vedantu

FREE MASTER CLASS SERIES

- ✓ For **Grades 6-12th** targeting **JEE, CBSE, ICSE** & much more
- ✓ **Free 60 Minutes Live Interactive** classes everyday
- ✓ Learn from the **Master Teachers** - India's best

Register for **FREE**

Limited Seats!