

# Study Material

Downloaded from Vedantu

## About Vedantu

Vedantu is India's largest **LIVE online teaching platform** with best teachers from across the country.

Vedantu offers Live Interactive Classes for **JEE, NEET, KVPY, NTSE, Olympiads, CBSE, ICSE, IGCSE, IB & State Boards** for Students Studying in **6-12th Grades** and Droppers.

## Awesome Master Teachers



**Anand Prakash**  
B.Tech, IIT Roorkee  
Co-Founder, Vedantu



**Pulkit Jain**  
B.Tech, IIT Roorkee  
Co-Founder, Vedantu



**Vamsi Krishna**  
B.Tech, IIT Bombay  
Co-Founder, Vedantu



“My mentor is approachable and **guides me in my future aspirations as well.**”

Student - **Ayushi**



“My son loves the sessions and **I can already see the change.**”

Parent - **Sreelatha**

 **10,04,600+**  
Hours of LIVE Learning

 **9,49,900+**  
Happy Students

 **95%**  
Top Results

**95%** Students of Regular Tuitions on Vedantu scored above **90%** in exams!

Vedantu

## FREE MASTER CLASS SERIES

- ✔ For **Grades 6-12th** targeting **JEE, CBSE, ICSE & much more**
- ✔ **Free 60 Minutes Live Interactive** classes everyday
- ✔ Learn from the **Master Teachers** - India's best

Register for **FREE**

Limited Seats!

# Download Vedantu's App & Get



All Study Material  
with Solution





LIVE  
Doubt Solving



Daily  
LIVE Classes



FREE Tests and  
Reports



**DOWNLOAD THE APP**



# Vedantu

## Study Materials

[NCERT Solutions for Class 6 to 12 \(Math & Science\)](#)

[Revision Notes for Class 6 to 12 \(Math & Science\)](#)

[RD Sharma Solutions for Class 6 to 12 Mathematics](#)

[RS Aggarwal Solutions for Class 6, 7 & 10 Mathematics](#)

[Important Questions for Class 6 to 12 \(Math & Science\)](#)

[CBSE Sample Papers for Class 9, 10 & 12 \(Math & Science\)](#)

[Important Formula for Class 6 to 12 Math](#)

[CBSE Syllabus for Class 6 to 12](#)

[Lakhmir Singh Solutions for Class 9 & 10](#)

[Previous Year Question Paper](#)

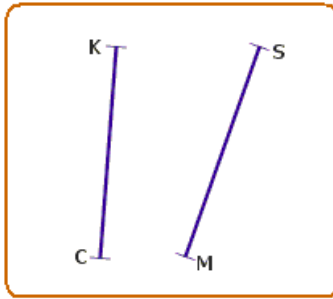
[CBSE Class 12 Previous Year Question Paper](#)

[CBSE Class 10 Previous Year Question Paper](#)

[JEE Main & Advanced Question Paper](#)

[NEET Previous Year Question Paper](#)

### Congruent Line Segments

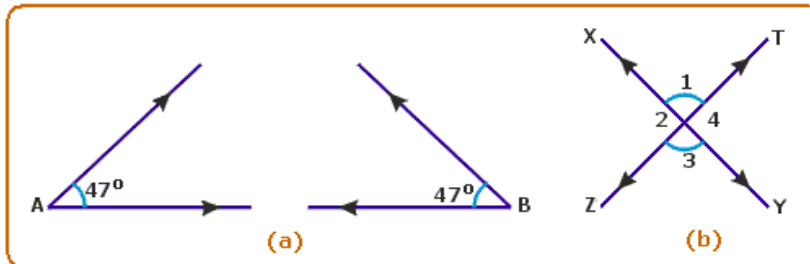


Drag  $\overline{MS}$  over  $\overline{CK}$ . If  $\overline{MS}$  coincides with  $\overline{CK}$  then  $\overline{MS}$  and  $\overline{CK}$  are congruent line segments.

Line segments whose lengths are equal are congruent.

Conversely, congruent line segments have the same measure.

### Congruent Angles



When two angles have the same measure, they are congruent.

In the above diagram (a),  $\hat{A}$  and  $\hat{B}$  are congruent angles since each angle is  $47^\circ$ .

Symbolically congruence relation is written as  $\cong$ .

$\hat{A} \cong \hat{B}$  means  $\hat{A}$  is congruent to  $\hat{B}$ .

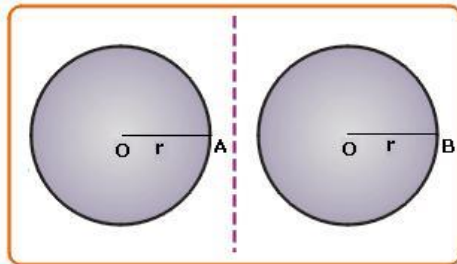
In the above diagram (b), vertically opposite angles are congruent.

Symbolically we can write the same as,

$$\hat{1} \cong \hat{3} \text{ and } \hat{2} \cong \hat{4}$$

### Congruent Circles

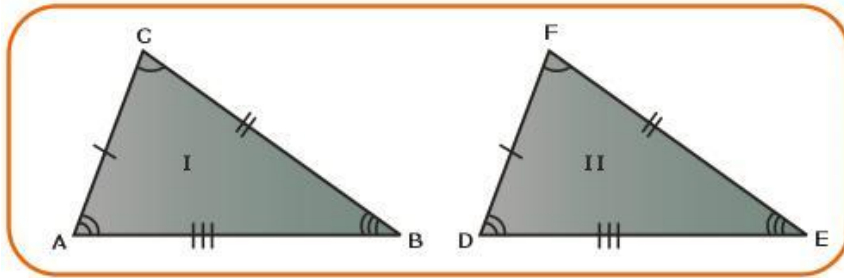
Two circles are said to be congruent if they have the same radius.



In the above figure, both the circles have the same radius  $OA = OB = r$ .

## Congruent Triangles

Congruent triangles are triangles that have the same shape and size. The shape of a triangle is determined by the three angles of a triangle and the size of it is determined by the three sides.



Hence angles and sides determine the congruency of triangles.

Observe  $\triangle ABC$  and  $\triangle DEF$ . Superimpose one over the other, they match each other. They are congruent triangles. In triangles  $ABC$  and  $DEF$  you will find that

$\hat{C}$  coincides with  $\hat{F}$ ,  $\overline{AC}$  coincides with  $\overline{DF}$

$\hat{A}$  coincides with  $\hat{D}$ ,  $\overline{BC}$  coincides with  $\overline{EF}$

$\hat{B}$  coincides with  $\hat{E}$ ,  $\overline{AB}$  coincides with  $\overline{DE}$

Thus all six elements (3 angles and 3 sides) of one triangle should be congruent to the corresponding six elements of the other for the two triangles to be congruent.

## Postulates of Congruency of Triangles

The above observation leads us to the following definition for congruency of two triangles.

**Definition:** "Two triangles are congruent if and only if all the sides and the angles of one are equal to the corresponding sides and angles of the other".

## Sufficient Condition for Congruence of Two Triangles

From the definition of congruence of two triangles, we see that six conditions must be satisfied (3 sides and 3 angles) for two triangles to be congruent. But now, through activities we will find that if three conditions out of the six conditions are satisfied, the other three are automatically satisfied.

### Activity

Given  $ABC$  and  $DEF$  are two triangles such that  $AB = DE = 4.5\text{cm}$ ,

$AC = DF = 5.5\text{cm}$  and  $\hat{BAC} = \hat{EDF} = 110^\circ$ .

In these two triangles, we have two sides and their included angle of  $\triangle ABC$  equal to two corresponding sides and their included angle of  $\triangle DEF$ .

Now drag  $\triangle ABC$  on  $\triangle DEF$ . They will match each other.

$\therefore \triangle ABC \cong \triangle DEF$

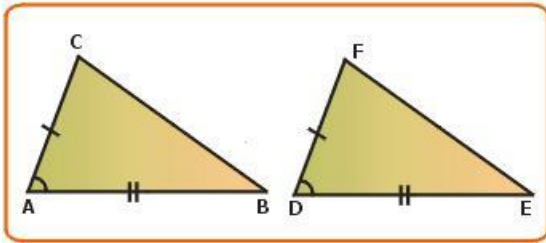
The result of this activity is stated as the SAS congruency postulate. SAS indicates Side-Angle-Side.

### SAS Congruency Condition

"Two triangles are congruent if two sides and the included angle of one are equal to the corresponding sides and the included angle of the other"

#### Theorem 9:

"Two triangles are congruent if any two sides and the included angle of one triangle are equal to the corresponding sides and the included angle of the other triangle".



#### Given:

ABC and DEF are two triangles in which

$$AB = DE$$

$$AC = DF$$

$$\hat{B} = \hat{E}$$

#### To prove

$$\triangle ABC \cong \triangle DEF$$

#### Proof:

Place  $\triangle ABC$  on  $\triangle DEF$  such that B falls on E, and BC along EF, since  $BC = EF$ , C falls on F.

$$\text{Also } \hat{B} = \hat{E}$$

$\therefore$  AB falls on DE.

$\therefore$  A coincides with D.

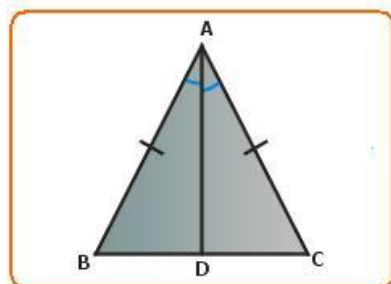
A coincides with D, C coincides with F.

$\therefore$  AC coincides with DF.

$\therefore$   $\triangle ABC$  coincides with  $\triangle DEF$ .

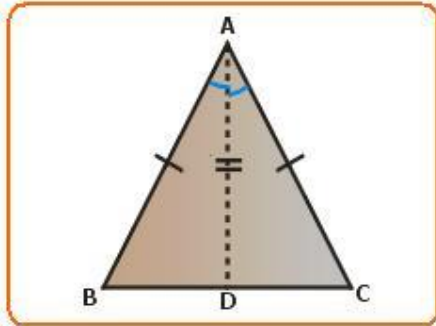
i.e.,  $\triangle ABC \cong \triangle DEF$

### Application of SAS Congruency



In order to establish a relation between  $\hat{B}$  and  $\hat{C}$ , the given data is not

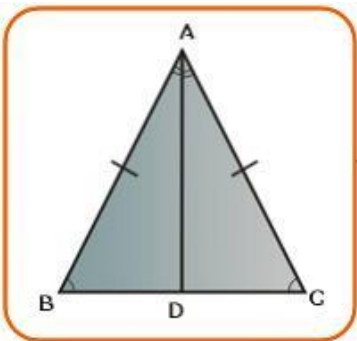
enough. Therefore, some other additional details are required. For this we need to establish a logic which requires an analysis of the problem.



The SAS congruency condition establishes the relation between two triangles on the basis of angles and sides. Hence the additional details required for this figure is to draw the angle bisector of  $\hat{BAC}$ . Then we get two triangles which can be proved to be congruent. Therefore, the required construction is draw  $\overline{AD}$ , the bisector of  $\hat{BAC}$ .

**Theorem 10:**

"Angles opposite to equal sides are equal".



**Given:**

In  $\triangle ABC$ ,  $AB = AC$

**To prove:**

$$\hat{ABC} = \hat{ACB}$$

**Construction**

Draw  $AD$ , bisector of angle  $A$ .

**Proof:**

Compare triangles  $BAD$  and  $CAD$ .

$AB = AC$  (Given)

$\overline{AD} = \overline{AD}$  (Common side)

$\hat{BAD} = \hat{CAD}$  (By construction)

$\therefore \triangle BAD \cong \triangle CAD$  (SAS congruency postulate)



$$\therefore \hat{A}BD = \hat{A}CD \text{ (c.p.c.t)}$$

$$\text{i.e., } \hat{B} = \hat{C}$$

Hence the theorem is proved.

### ASA congruence condition

#### Activity

Construct triangle ABC such that  $AB=5\text{cm}$ ,  $\hat{A} = 30^\circ$  and  $\hat{B} = 50^\circ$ .

Construct another  $\triangle DEF$  such that  $DE=5\text{cm}$ ,  $\hat{D} = 30^\circ$  and  $\hat{E} = 50^\circ$ .

Drag  $\triangle ABC$  on  $\triangle DEF$ .

We will notice that  $\triangle ABC$  matches with  $\triangle DEF$ . This means

$$\triangle ABC \cong \triangle DEF \text{ if } \overline{AB} = \overline{DE}, \hat{B} = \hat{E} \text{ and } \hat{C} = \hat{F}.$$

#### Hence the Conclusion

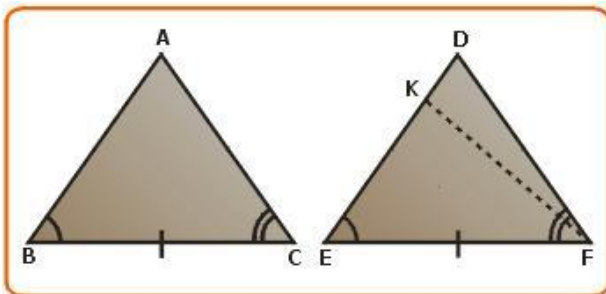
"Two triangles are congruent if two angles and the included side of one triangle are equal to the corresponding two angles and the included side of the other triangle".

This is one of the congruence conditions and is called the ASA congruence condition. ASA indicates Angle-Side-Angle. This condition establishes congruence of two triangles having corresponding two angles and included side congruent.

Let us prove this.

#### Theorem 11:

"Two triangles are congruent if two angles and the included side of one triangle are equal to the corresponding two angles and the included side of the other triangle".



#### Given:

In triangles ABC and DEF,

$$\angle B = \angle E$$

$$\angle C = \angle F$$

$$BC=EF$$

#### To prove

$$\triangle ABC \cong \triangle DEF$$

**Proof:**

There are three possibilities

Case I:  $AB = DE$

Case II:  $AB < DE$

Case III:  $AB > DE$

**Case I:** In addition to data, if  $AB = DE$  then

$$\triangle ABC \cong \triangle DEF$$

(by SAS congruence postulate)

**Case II:** If  $AB < DE$  on  $DE$  take a point  $K$  such that  $EK = AB$ . Join  $KF$ .

Now compare triangles  $ABC$  and  $KCF$ ,

$BC = CF$  (given)

$$\angle B = \angle C \text{ (given)}$$

$$\angle B = \angle C \text{ (given)}$$

$$AB = EK \text{ (supposed)}$$

$$\therefore \triangle ABC \cong \triangle KEF \quad (\text{SAS criterion})$$

$$\text{Hence } \angle ACB = \angle KFE$$

$$\text{But } \angle ACB = \angle DFE \quad (\text{given})$$

$$\angle KFE = \angle DFE$$

This can happen only if  $K$  coincides with  $D$ .

$\therefore AB$  must be equal to  $DE$ .

**Case III:** If  $AB > DE$ , then a similar argument applies.

$AB$  must be equal to  $DE$ .

Hence the only possibility is that  $AB$  must be equal to  $DE$  and from SAS congruence condition

$$\triangle ABC \cong \triangle DEF.$$

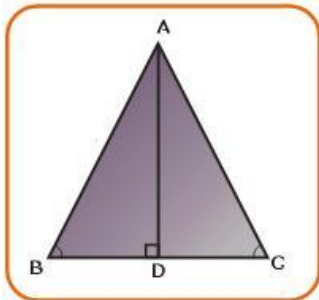
Hence the theorem is proved.

**Theorem 12:**

"In a triangle the sides opposite to equal angles are equal".

This theorem can also be stated as

"The sides opposite to equal angles of a triangle are equal".



**Given**

In  $\triangle ABC$ ,  $\hat{B} = \hat{C}$

**To prove:**

$$\overline{AB} = \overline{AC}$$

**Construction:**

Draw  $\overline{AD} \perp \overline{BC}$

**Proof:**

By construction  $\hat{ADB} = \hat{ADC} = 90^\circ$  that is triangles ADB and ADC are two right-angled triangles.

In triangles ADB and ADC,

$$\hat{B} = \hat{C} \quad (\text{Given})$$

$$\hat{ADB} = \hat{ADC} = 90^\circ \quad (\text{by construction})$$

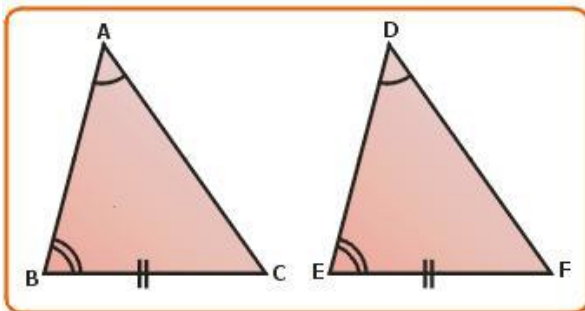
$\overline{AD}$  is common to both the triangles.

$$\therefore \triangle ADB \cong \triangle ADC \quad (\text{A.S.A. postulate})$$

$$\therefore \overline{AB} = \overline{AC} \quad (\text{corresponding sides})$$

**AAS Congruence Condition**

If instead of two angles and an included side, two angles and a non-included side of one triangle is equal to the corresponding angles and side of another triangle the two triangles be congruent.



**Given:**

In triangles ABC and DEF,

$BC = EF$  (non-included sides)

$$\hat{B} = \hat{E}$$

$$\hat{A} = \hat{D}$$

**To prove**

$$\triangle ABC \cong \triangle DEF$$

**Proof:**

$$\hat{B} = \hat{E} \quad (\text{Given})$$

$$\hat{A} = \hat{D} \text{ (Given)}$$

$$\hat{A} + \hat{B} = \hat{D} + \hat{E} \quad \dots \text{(i)}$$

Since  $\hat{A} + \hat{B} + \hat{C} = \hat{E} + \hat{D} + \hat{F} = 180^\circ$  and  $\hat{A} + \hat{B} = \hat{D} + \hat{E}$   
(from (i))

$$\therefore \hat{C} = \hat{F} \quad \dots \text{(ii)}$$

Now in triangles ABC and DEF,

$$\hat{B} = \hat{E} \text{ (given)}$$

$$\hat{C} = \hat{F} \text{ (Proved from (ii))}$$

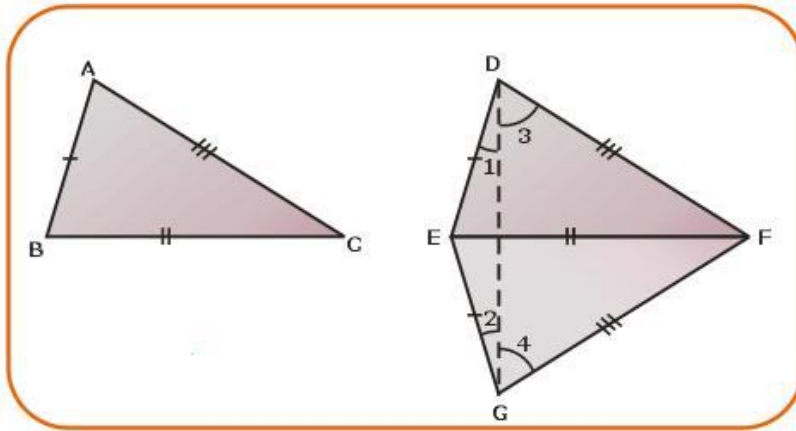
$$BC = EF \text{ (given)}$$

$$\therefore \triangle ABC \cong \triangle DEF \quad \text{(SAS congruence)}$$

### SSS Congruence Condition

#### Statement:

"Two triangles are congruent if the three sides of one triangle are equal to the corresponding three sides of the other triangle".



#### Given:

In triangles ABC and DEF,

$$AB = DE$$

$$BC = EF$$

$$AC = DF$$

#### Note:

Let BC and EF be the longest sides of  $\triangle ABC$ ,  $\triangle DEF$  respectively.

#### To prove:

$$\triangle ABC \cong \triangle DEF$$

**Construction:** If BC is the longest side, draw EG such that  $EG=AB$  and  $\hat{G}EF = \hat{A}BC$ .  
Join GF and DG.

**Proof:**

In triangles ABC and GEF,

$AB = GE$  (by construction)

$BC = EF$  (given)

$\hat{A}BC = \hat{G}EF$  (by construction)

$\therefore \triangle ABC \cong \triangle GEF$

(SAS congruence condition)

$\therefore \hat{B}AC = \hat{E}GF$  (CPCT)

and  $AC = GF$  (CPCT)

$AB = GE$  (by construction)

But  $AB = DE$  (given)

$\therefore DE = GE$

Similarly,  $DF = GF$

In  $\triangle EDG$ ,

$DE = GE$  (Proved)

$\therefore \angle 1 = \angle 2$  .... (i)

(angles opposite equal sides)

In  $\triangle DFG$ ,

$DF = GF$  (Proved)

$\therefore \angle 3 = \angle 4$  .... (ii)

(angles opposite equal sides)

By adding (i) and (ii), we get

$\angle 1 + \angle 3 = \angle 2 + \angle 4$

i.e.,  $\hat{E}DF = \hat{E}GF$

But  $\hat{E}GF = \hat{B}AC$  (Proved)

$\therefore \hat{E}DF = \hat{B}AC$

Now in triangles ABC and DEF,

$AB = DE$  (given)

$AC = DF$  (given)

$\hat{B}AC = \hat{E}DF$  (Proved)

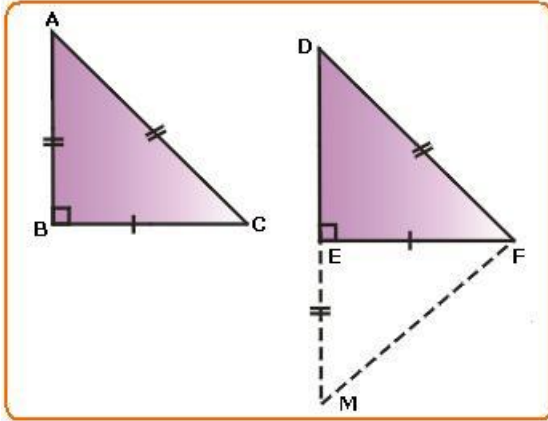
$\therefore \triangle ABC \cong \triangle DEF$

(SAS congruency condition)

## RHS (Right Angle Hypotenuse Side) Congruence Theorem

### Statement:

Two right-angled triangles are congruent if the hypotenuse and one side of one triangle are respectively equal to the hypotenuse and the corresponding side of the other triangle.



### Given:

ABC and DEF are two right-angled triangles such that

- i)  $\angle B = \angle E = 90^\circ$
- ii) Hypotenuse  $\overline{AC} = \text{Hypotenuse } \overline{DF}$  and
- iii) Side  $BC = \text{side } EF$

### To prove:

$$\triangle ABC \cong \triangle DEF$$

### Construction

Produce DE to M so that  $EM = AB$ . Join MF.

### Proof:

In triangles ABC and MEF,

$$AB = ME \text{ (construction)}$$

$$BC = EF \text{ (given)}$$

$$\hat{A}BC = \hat{M}EF \text{ each } 90^\circ$$

$$\therefore \triangle ABC \cong \triangle MEF$$

(SAS congruency condition)

$$\text{Hence } \hat{A} = \hat{M} \quad \dots(i) \text{ (c.p.c.t)}$$

$$\overline{AC} = \overline{MF} \quad \dots(ii) \text{ (c.p.c.t)}$$

Also  $AC = DF \dots(iii) \text{ (given)}$

From (i) and (iii),

$$\therefore DF = MF$$

$$\therefore \hat{D} = \hat{M} \dots(iv)$$

(Angles opposite to equal sides of  $\triangle DFM$ )

From (ii) and (iv),

$$\hat{A} = \hat{D} \quad \dots(\text{v})$$

Now compare triangles ABC and DEF,

$$\hat{A} = \hat{D} \text{ (from (vi))}$$

$$\hat{B} = \hat{E} \text{ (given)}$$

$$\therefore \hat{C} = \hat{F} \quad \dots(\text{vii})$$

Compare triangles ABC and DEF,

$$\overline{BC} = \overline{EF} \text{ (given)}$$

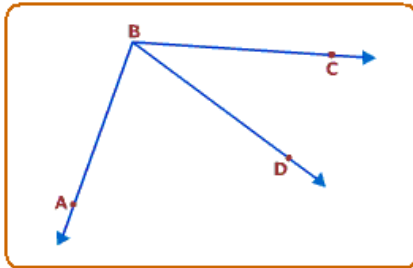
$$\overline{AC} = \overline{DF} \text{ (given)}$$

$$\hat{C} = \hat{F} \text{ (from (vii))}$$

$$\therefore \triangle ABC \cong \triangle DEF$$

(SAS congruence condition)

### Inequality of Angles



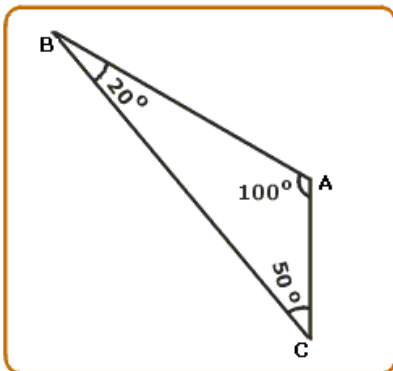
In figure, observe that  $\hat{ABC} > \hat{DBC}$  (Whole is greater than its parts).

Also,  $\hat{ABC} > \hat{ABD}$ .

We may also write these inequality relations as

$$\hat{DBC} < \hat{ABC} : \hat{ABD} < \hat{ABC}.$$

### Inequality in a Triangle



### Activity

Construct a triangle ABC as shown in the figure.

Observe that in  $\Delta ABC$ ,

$\overline{AC}$  is the smallest side (2cm)

B is the angle opposite to  $\overline{AC}$  and  $\hat{B} = 20^\circ$

$\overline{BC}$  is the greatest side (6cm)

A is the angle opposite to BC and  $\hat{A} = 100^\circ$

From the measurements made above of side and angle opposite to it, we can write the relation in the form of a statement.

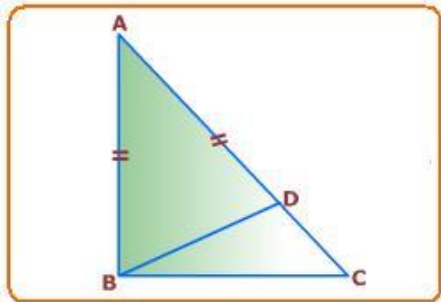
"If two sides of a triangle are unequal then the longer side has the greater angle opposite to it".

### Theorem on Inequalities

#### Theorem 1:

#### Statement:

If two sides of a triangle are unequal, the longer side has the greater angle opposite to it.



Read the statement and draw a triangle as per data.

Draw  $\Delta ABC$ , such that  $AC > AB$ .

#### Data:

In  $\Delta ABC$ ,  $\overline{AC} > \overline{AB}$

#### To Prove:

$$\hat{A} > \hat{C}$$

#### Construction:

Take a point D on  $\overline{AC}$  such that  $\overline{AB} = \overline{AD}$ . Join B to D.

#### Proof:

In  $\Delta ABD$ ,  $\overline{AB} = \overline{AD}$  (by construction)

$$\therefore \hat{A} > \hat{C} \quad \dots (i)$$

but,  $\hat{A} > \hat{C}$  is the exterior angle with reference to  $\Delta BDC$ . Assume  $\overline{CD}$  is produced

$$\therefore \hat{A} > \hat{C} \quad \dots (ii)$$



From relations (i) and (ii) we can write  $\widehat{ABD} > \widehat{DCB}$ .

But  $\widehat{ABD}$  is only a part of  $\widehat{ABC}$ .

$\therefore \widehat{ABC} > \widehat{DCB}$  or  $\widehat{ABC} > \widehat{ACB}$

Hence the theorem is proved.

### Analysis for Construction

From the given data and what is to be proved, we come to know that the relation between exterior angle and interior angles of a triangle can be used to prove this theorem. Hence the required construction would

be to get an exterior angle within the  $\Delta ABC$  by taking a point D on  $\overline{AC}$ , such that  $\overline{AD} = \overline{AB}$ .

### Angle Side Relation

#### Theorem 2:

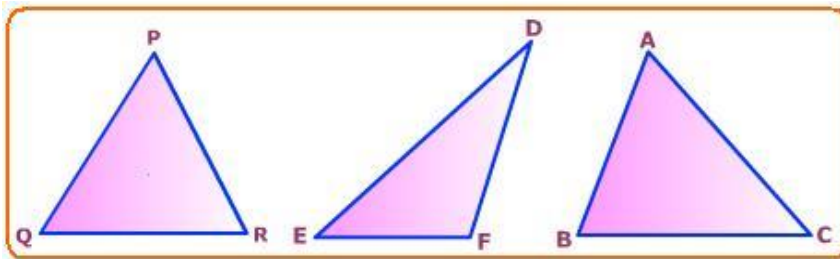
#### Statement:

In a triangle, if two angles are unequal, the side opposite to greater angle is longer than the side opposite to the smaller angle.

An activity is suggested to understand this theorem.

#### Activity

Draw three triangles with measures given in figure. Measure the sides and tabulate the measurement as shown in the table.



Triangle	ΔPQR			ΔDEF			ΔABC		
Angles	P	Q	R	D	E	F	A	B	C
Angles Measure	60°	40°	80°	40°	30°	110°	65°	75°	40°
Opposite Sides	QR	PR	PQ	EF	DF	DE	BC	AC	AB
Side measure	3.5 cm	3 cm	4.4 cm	4.5 cm	3.8 cm	7 cm	4 cm	4.4 cm	2.9 cm

In  $\Delta PQR$ ,  $\widehat{R} > \widehat{Q}$ , sides opposite to  $\widehat{R}$  and  $\widehat{Q}$  are PQ and PR respectively.

Here the angle side relation is  $PQ > PR$ .

Similarly  $\hat{R} > \hat{P}$ ,  $PQ > QR$

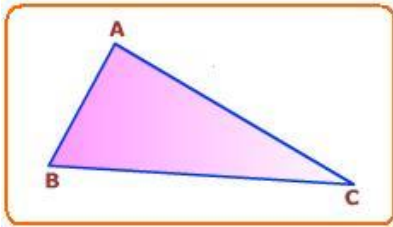
Similarly, write the angle-side relation with reference to  $\triangle DEF$  and  $\triangle ABC$  from the table of measurement, we can write the angle side relation as follows:

"In a triangle, if two angles are unequal, the side opposite to the greater angle is longer than the side opposite to the smaller angle".

### Theorem 3

**Statement:**

In a triangle, the greater angle has the longer side opposite to it.



**Given:**

In  $\triangle ABC$ ,  $\hat{B} > \hat{C}$

**To prove:**

$AC > AB$

**Proof:**

In  $\triangle ABC$ , AB and AC are two line segments. So the following are the three possibilities of which exactly one must be true.

(i) either  $AB = AC$  or

(ii)  $AB > AC$

(iii)  $AB < AC$

(i) Now if  $AB = AC$ , then  $\angle B = \angle C$  which is contrary to the hypothesis.

$\therefore AB \neq AC$

(ii) If  $AB > AC$ , then  $\angle C > \angle B$  which is also contrary to the hypothesis.

$\therefore AB \neq AC$

(iii) We are therefore left with only one possibility namely  $AB < AC$ .

$\therefore AC > AB$  must be true.

$\therefore AC > AB$

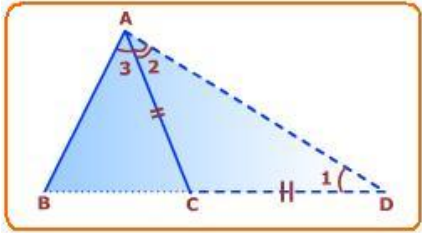
Hence the theorem is proved.

### Theorem 4

**Statement:**

Prove that in any triangle the sum of the lengths of any two sides of a triangle is greater than the length of its third side.

Draw  $\triangle ABC$ .



**Data:**

ABC is a triangle.

**To prove:**

$$\overline{AB} + \overline{AC} > \overline{BC}$$

$$\overline{AB} + \overline{BC} > \overline{AC}$$

$$\overline{AC} + \overline{BC} > \overline{AB}$$

**Construction:**

Produce  $\overline{BC}$  to D such that  $\overline{AC} = \overline{CD}$ . Join A to D.

**Proof:**

$AC = CD$  (by construction)

$$\therefore \hat{1} = \hat{2} \dots (i)$$

From the figure,

$$\hat{BAD} = \hat{2} + \hat{3} \dots (ii)$$

$$\text{But } \hat{BAD} > \hat{2}$$

$$\therefore \hat{BAD} > \hat{1} \quad (\text{Proved from (i)})$$

Side opposite to  $\hat{1}$  is  $\overline{AB}$  and side opposite to  $\hat{BAD}$  is  $\overline{BD}$ .

$$\therefore \text{In } \triangle ABD, \hat{2} + \hat{3} > \hat{1}$$

$BD > AB$  (side opposite to greater angle is greater)

From figure  $BD = BC + CD$

$$\therefore BC + CD > AB$$

$$BC + AC > AB$$

$$\because CD = AC \text{ (by construction)}$$

Hence sum of two sides of a triangle is greater than the third side.

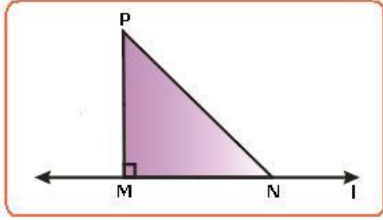
Similarly we can prove  $AB + AC > BC$  and  $AB + BC > AC$

Hence the theorem is proved.

**Theorem 5**

**Statement:**

Of all the line segments that can be drawn to a given line, from a point not lying on it, the perpendicular line segment is the shortest.



**Given:**

l is a line and P is a point not lying on l.  $PM \perp l$ . N is any point on l other than M.

**To prove:**

$PM < PN$

**Proof:**

In  $\triangle PMN$ ,  $\angle M$  is the right angle.

$\therefore \angle N$  is an acute angle (Angle sum property of triangle)

$\therefore \angle M > \angle N$

$PN > PM$  (Side opposite greater angle)


or  $PM < PN$

Thank You  
for downloading the PDF

FREE LIVE ONLINE

# MASTER CLASSES

FREE Webinars by Expert Teachers



Vedantu

## FREE MASTER CLASS SERIES

- ✔ For **Grades 6-12th** targeting **JEE, CBSE, ICSE** & much more
- ✔ **Free 60 Minutes Live Interactive** classes everyday
- ✔ Learn from the **Master Teachers** - India's best

Register for **FREE**

Limited Seats!