

FIRST YEAR HIGHER SECONDARY IMPROVEMENT EXAMINATION JULY 2019

SUBJECT: ECONOMICS

CODE. NO: FY 35

Qn No	Sub Qns	Answer Key/Value Points	Score	Total
1		c. V K R V Rao	1	1
2		b. PC Mahalanobis / Any attempt.	1	1
3		b. Dadabhai Naoroji	1	1
4		a. Milk	1	1
5		b. Informal Sector	1	1
6		d. All of these.	1	1
7		a. Difference between largest value and the smallest value in a series.	1	1
8		c. Mode	1	1
9		b. -1 to 1	1	1
10		a. Retail price.	1	1
11		India could not develop a strong Indl. base / Decline of handicraft industries / Lack of capital goods industries / Low contribution of Indl. sector to GDP / two fold motive Any two points	1+1	2
12		Education, Health, on the job training, migration, information Any four points.	1/2 x 4	2
13		marks 20 24 30 35 40 42 54 56 frequency 2 4 6 3 4 2 2 2	2	2

Qn No	Sub Qns	Answer Key/Value Points	Score	Total
14		change in cropping pattern, shift of labour force from agriculture to other allied activities & non farming activities.	1+1	2
15		choice of target group/ Collection of data/ organisation of data, analysis & interpretation, Conclusion, Bibliography Any four steps - may not be in order.	$\frac{1}{2} \times 4$	2
16		Growth, Modernisation, Self-reliance, Equity (Any three points with explanation)	1+1+1	3
17		Primary Agriculture Secondary Electricity, water supply, construction Tertiary Transport, Trade.	$\frac{1}{2} \times 6$	3
18		For drawing any three relevant inferences	1+1+1	3
19		Presentation of facts in definition and precise form, Condensing mass of data, Finding relationship between eco: variables, Predicting future trends of eco: variables, Formulation of eco: policies and plans Finding the causes of eco: problems or any related points Any three points with explanation or any six points with out explanation		3
20		Qns. Should not be too long or too short, Qns should be precise and clear, Should not be ambiguous, Should not use double negatives etc		3















Any three points with explanation or any six points with out explanation

Qn.No	Scoring Indicators	Split Score	Total Score
21	For drawing diagram.	3	3
22	Selection of the formula, Selection of Target group Selection of base year purpose of Index Number Any three points.	1x3	3
23	Labour Skill of an educated person is more than the unskilled, Healthy person can provide uninterrupted labour supply, productivity of healthy person is high, efficiency of trained person is more etc Any four points If Bourus write, give one mark	1+1+1+1	4
24	Regulated markets, Infrastructure facilities, Co-operative marketing, Minimum Support price, Maintenance of bufferstock etc. Any four points without explanation.		4

Qn.No	Scoring Indicators	Split Score	Total Score
25	<p>(a) Find the difference between UL of one class and LL of the next class, divide the difference by 2, Subtract the half difference from each LC and add the same to each UL</p>	2	4
	<p>(b) 9.5-19.5, 19.5-29.5, 29.5-39.5, 6 8 12 39.5-49.5, 49.5-59.5 9 5</p>	2	
26.	<p>Find cumulative income. Find cumulative frequency Find % of cumulative income Find % of cumulative frequency Draw the line of equal distribution Plot the points and curve. Entry level give 1 mark.</p>		4
27	<p>a. Definition of conventional and non conventional sources of energy with examples b. non conventional sources of energy.</p>	2+1 1	4

Qn.No	Scoring Indicators	Split Score	Total Score
28	<p>PDS, midday meals scheme, ICDS, National Social Assistance programme, Pension schemes, PMGSY, PMUY, VAAV</p> <p>Any three points with explanation of five points.</p>		5
29	<p>Deforestation, loss of vegetation, improper crop rotation, Shifting cultivation, encroachment in forest lands, forest fire & overgrazing, excessive use of chemical fertilizers and pesticides.</p> <p>Any five points</p>		5
30	<p>For drawing 5 degrees of correlation with scatter diagram</p>		5
31	<p>a. Balance of payment problems, Financial crisis, Depletion of foreign exchange reserves, Inflation, budget deficit, poor</p>	3	

Qn. No	Sub Qns	Answer Key/Value Points	Score	Total Score
	b	<p>performance of public sector undertakings etc.</p> <p>Deregulation of Indl Sector</p> <p>financial sector reforms</p> <p>Tax reforms</p> <p>foreign exchange reforms</p> <p>Trade and investment policy reforms with explanation.</p>	5	8
32		<p>Mean 33.5, / Median 33.33 / Mode 34</p> <p>Formula - 1 / Formula - 1 / Formula & process - 1</p> <p>process - 1 / process - 1 / process - 1</p> <p>Answer 1 / Answer - 1 / Answer - 1</p> <p>(3 marks) / (3 marks) / (2 marks)</p>		8
33		<p>$\bar{x} = 22.5$</p> <p>a. $MD_{\bar{x}} = 10$ coefficient $MD_{\bar{x}} = .44$</p> <p>b. $\sigma = 11.45$ $EV = 50.88$</p> <p>For finding mean only give one mark.</p>	4 4	8

Qn. No	Sub Qns	Answer Key/Value Points	Score	Total Score
1		Muhammed Musthafa K. (ELT) 		
2		JOHNSON. T, M.V.G.H.S.S, PEROR. KOLLAM. 		
3		Tissymol. K.M - Ernakulam 		
4		Sathi-TK GVHSS Kalpakanehery, Malappuram 		
5		Vimaya E.V K.N.M.V.H.S.S Vatanappally Thirissur 		
6		Jayasree. V.R. TTVHSS Muvattupuzha 		
7		Preethy. V, V.V.V.H.S.S, Ayakkal 		
8		BINOT MU GVHSS MACHAD 		
9		Sathyan.M, Govt HSS Mangalam (04019) 		
10		Saby Jacob, St: Michael's HSS Kozhikode 		
11		Johnson. M, CMS HSS Kuzhikkal Pathanamthitta 		
12		SUNIL KUMAR.S. SNHSS, Uthamalakal Trivandrum 		
13		Ajith kumar. P.K, GVHSS Muthuppilasa Kannur 		
14		Babu. P.S, SNHSS Poothad, Wayanad 		
15		U.T. Abubacker, GVHSS. Trivandrum 9447109345		