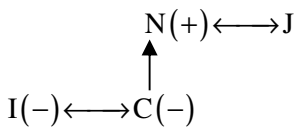
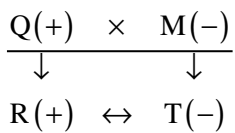


**NTSE 2015-16  
MAT (SET – B)  
HINTS & SOLUTION**

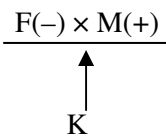
1. C
2. B
3. B
4. C
5. B
6. C
7. B
8. A
9. D
10. A
11. C
12. D
13. C
14. B
15. B
16. D
17. C
18. A
19. B
20. C
21. B or D
22. C
23. C
24. D
25. B
26. D
27. D



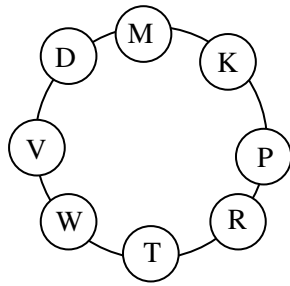
28. D



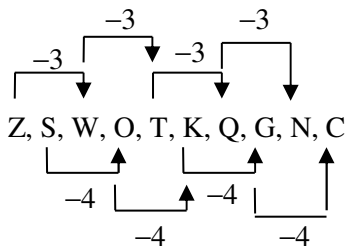
29. A



30. B  
31. A  
32. D



33. A



34. B  
35. D

$$Z \xrightarrow{-2} X \xrightarrow{-5} S \xrightarrow{-10} I \xrightarrow{-17} R \xrightarrow{-26} R \xrightarrow{-37} G \xrightarrow{-50} I.$$

36. B  
37. C  
38. A  
39. D

$$n = 4$$

$$6(n - 2)^2 = 6 \times 4 = 24$$

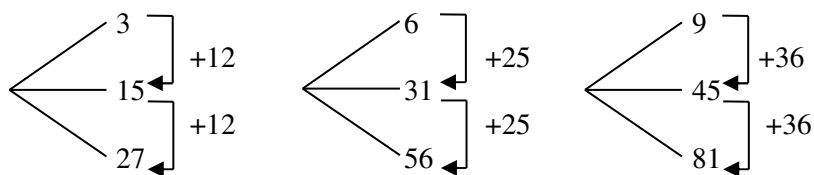
40. B

$$(n - 2)^3 \Rightarrow 2^3 = 8$$

41. C  
42. D

$$12(n - 2) = 12(2) = 24.$$

43. C  
44. C  
45. B  
46. B  
47. D



48. B

$$5 \times 6 \times 8 = 240$$
$$7 \times 4 \times 9 = 252$$
$$240 + 252 = 492$$

$$7 \times 5 \times 4 = 140$$
$$6 \times 8 \times 9 = 432$$
$$140 + 432 = 572$$

$$4 \times 3 \times 5 = 60$$
$$7 \times 2 \times 5 = 70$$
$$60 + 70 = 130 \text{ (Ans.)}$$

49. A

$$(10 + 15) - (12 + 9) = 4$$
$$(28 + 16) - (20 + 12) = 12$$
$$(15 + 23) - (11 + 16) = 11$$

50. C

$$3 \times 2 - 1 = 5$$
$$5 \times 2 - 2 = 8$$
$$8 \times 2 - 3 = 13$$
$$13 \times 2 - 4 = 22$$
$$22 \times 2 - 5 = 39$$

