

# PLAYBOX

INFORMATION AND COMMUNICATIONS TECHNOLOGY

STANDARD 3



GOVERNMENT OF KERALA  
DEPARTMENT OF EDUCATION

STATE COUNCIL FOR EDUCATIONAL RESEARCH AND TRAINING (SCERT)  
2017

## THE NATIONAL ANTHEM

Jana-gana-mana adhinayaka jaya he  
Bharatha-bhagya-vidhata,  
Punjab-Sindh-Gujarat-Maratha  
Dravida-Utkala-Banga  
Vindhya-Himachala-Yamuna-Ganga  
Uchchala-Jaladhi-taranga  
Tava subha name jage,  
Tava subha asisa mage,  
Gahe tava jaya gatha.  
Jana-gana-mangala-dayaka jaya he  
Bharatha-bhagya-vidhata,  
Jaya he, jaya he, jaya he,  
Jaya jaya jaya jaya he!

## PLEDGE

India is my country. All Indians are my brothers and sisters.

I love my country, and I am proud of its rich and varied heritage. I shall always strive to be worthy of it.

I shall give my parents, teachers and all elders respect, and treat everyone with courtesy.

To my country and my people, I pledge my devotion. In their well-being and prosperity alone lies my happiness.

### Prepared by :

#### **IT@School Project**

Poojappura, Thiruvananthapuram-12, Kerala

for **State Council of Educational Research and Training (SCERT)**

Poojappura, Thiruvananthapuram - 12, Kerala

First Edition : 2017

Website : [www.itschool.gov.in](http://www.itschool.gov.in), [www.scertkerala.gov.in](http://www.scertkerala.gov.in)

email : [contact@itschool.gov.in](mailto:contact@itschool.gov.in), [scertkerala@asianetindia.com](mailto:scertkerala@asianetindia.com)

Phone : 0471-2529800, 0471-2341883, Fax: 0471-2529810, 0471-2341869

Type setting : IT@School Project

Layout : IT@School Project

Printed at : KBPS, Kakkannad, Kochi-30

© Department of Education, Government of Kerala

## Dear Children

Years ago, a man named Charles Babbage made an attempt to make a machine for calculation. Later, some others who came after him made it. This machine is the Computer. Now we can see this machine in shops, offices, banks, hospitals, houses and also in our schools.

This machine is a friend with whom you can play, learn, sing and draw.

This book will help you know more about this friend.

With love and wishes

**Dr. J. Prasad**  
Director  
SCERT



# TEXTBOOK DEVELOPMENT COMMITTEE

## Information and Communications Technology Standard 3

### CHAIRMAN

**K. ANVAR SADATH**

Executive Director,  
IT@School Project,  
Thiruvananthapuram

### MEMBERS

**Rajesh M.P.**, District Co-ordinator, IT@School Project, Kasaragode

**G. Devarajan**, Master Trainer, IT@School Project, Ernakulam

**Abdul Hakkeem C.P.**, Master Trainer, IT@School Project, Malappuram

**Pradeepkumar Mattara**, Master Trainer, IT@School Project, Malappuram

**Gireesh Mohan P.K.**, Master Trainer, IT@School Project, Kannur

**Shankaran K.**, Master Trainer, IT@School Project, Kasaragode

**K. Sabarish**, Master Trainer, IT@School Project, Malappuram

**T. P. Venugopalan**, Master Trainer, IT@School Project, Malappuram

**Krishnan M.P.**, Master Trainer, IT@School Project, Malappuram

**Vasudevan K. P.**, Master Trainer, IT@School Project, Thrissur

**P. Yahiya**, G.G.M.G.H.S.S. Chalappuram, Kozhikkode

**Santhosh V.**, Master Trainer, IT@School Project, Alappuzha

**Suresh S. R.**, Master Trainer, IT@School Project, Kozhikkode

### ENGLISH TRANSLATION

**Aneesh Lawrence**, Master Trainer, Thrissur

**Arun Peter**, Master Trainer, Thrissur

**Subaida P. A.**, Master Trainer, Thrissur

### LANGUAGE EXPERT

**Dr. Chitra V. R.**

Assistant Professor, Dept. of English, University College, Thiruvananthapuram

### CARTOONS

**E. Suresh**

Cartoonist, Pallikkara, Kozhikkode

### ACADEMIC CO-ORDINATOR

**Dr. Meena S.**

Assistant Professor, SCERT, Thiruvananthapuram

### CO-ORDINATOR

**Hasainar Mankada**

Master Trainer, IT@School Project, Malappuram

# CONTENTS

Computer and Grandma.....	09
1. Find the twins.....	10
2. Arrange the numbers .....	11
3. Sudoku.....	12
4. Look at the sky.....	13
5. Water, the elixir of life.....	14
6. Hear and Recognise.....	15
7. How much is the Balance?.....	16
8. Know the weight.....	17
9. Time and Date.....	18
10. When figures combine.....	19
11. Find the way .....	21
12. Flapping colourful wings.....	22
13. Which word?.....	23
14. Rows and Columns.....	24
15. Finding the multipliers.....	26
16. Through the land of Kerala.....	27
17. Divide equally.....	29
18. Mathematical problems.....	31
19. Build words.....	32
20. Who am I?.....	33



## **Dear Teacher**

Information Technology at present has an inevitable role as a medium in inculcating learning in our schools. With the help of ICT, the learning activities have to be made much more productive. The most modern concepts and views related to education and technology are to be implemented in our schools also. ICT has become a necessity for this. It is as part of this venture that the textbook for third standard has been prepared. All the lessons and activities are designed in such a way as to help the teacher train the learners through simple games.

The content of this book incorporates suitable games to train and develop the learner's knowledge of Mathematics, Environmental studies, language and logic and enhance the memory power. Nearly ten mathematical games taken from daily life situations are provided in this textbook. Out of them, five are related to environmental studies, two games and one activity meant for language learning and others are for improving the logical skills and memory power.

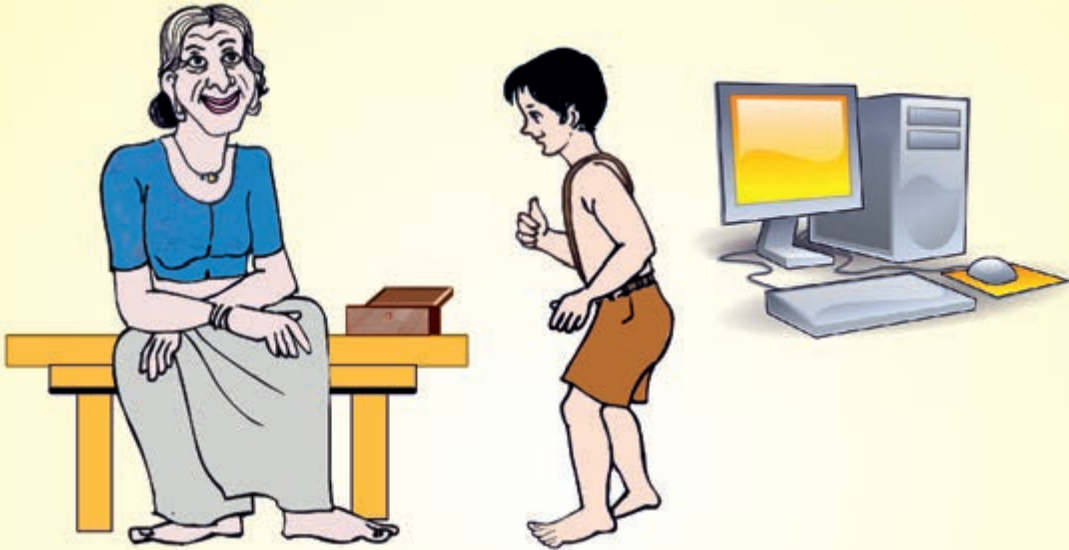
Many activities and games of this textbook are well-suited to be used at the entry level of presentation, for providing motivation, and for evaluating the performance of the learners. You can also see that the resources are tailored for the classroom activities at the primary level such as picture-reading, preparation of graphic stories, dialogue construction, pattern building and so on.





# COMPUTER AND GRANDMA

After a long journey when grandma came home, she saw a new table and a computer in her drawing room. She was very anxious to know what it was. Seeing this Raju told his grandma.



Raju : Grandma, it is a computer. Now it is with this computer that children hear songs, watch films, play games etc.

Grandma : When I was a child, there was only a music box. But now there are so many things... T.V., Computer, Mobile phone...

Raju : Do you know there are lots of games in it? Come grandma... Let's see.

Grandma goes after Raju towards the computer.

## Lesson 1

# FIND THE TWINS

"Which animals are hidden in the cards? It is the first time I am seeing a Zebra".

"There is one more animal in it. Click on the cards and find it". Raju opened the Omni Tux game and said.



Click on the cards one after the other. Remember the picture on the cards. If you see the same picture, click continuously on it.



To the Game

**Omnitux-light**



**Memory Cards**



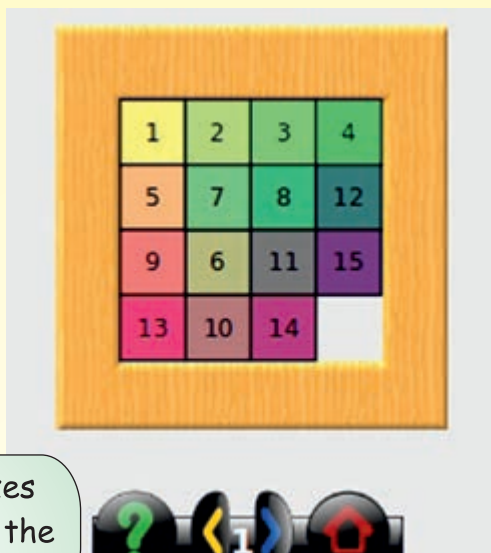
**Animals**



Click the cards on the screen one by one. See the figures on the other side and keep them in your memory. When you see two similar pictures, click continuously on each of them. They will disappear. Find out all the twins within a short time.

## Lesson 2

# ARRANGE THE NUMBERS



Using the tips given bzzzy grandma I could arrange the

Click on the boxes that are close to the empty box.




To the Game

GCompris



Puzzles



The fifteen game



Click the mouse on the blocks near the empty boxes to move the blocks.


## Lesson 3

# SUDOKU



Take the figures one by one to the empty boxes. For this click the figure first and then the empty boxes. Don't repeat this in any rows or columns in any particular area. If there are numbers, you should type them and add to it.

Each figure in the picture has its own place. More over the figures have an order also. We must find it out.



**GCompris**



**Puzzles**



**Sudoku, place unique symbols in a square**



At first choose each figure from the left side and click on suitable places. In the next level when you want to use the digits, click on the empty boxes and type the digits using a keyboard. Sudoku will not allow you to type wrong details.

## Lesson 4

# LOOK AT THE SKY

"Thiruvathira' like a fire ball  
'Punartham' like a skiff...."

Looking up the sky grandma said aloud.

"What is like a fire ball...?" Raju asked.

Have you heard of a group of stars in the sky having the shape of a hunter? Are there any similarities between what Raju and his grandma were saying?

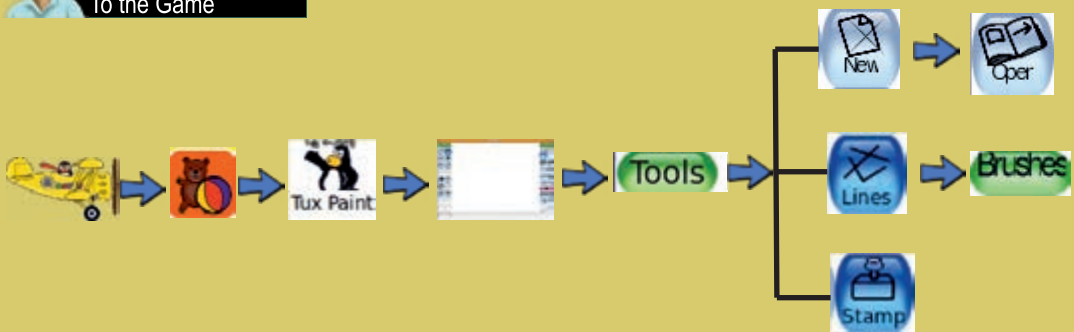
Do you observe the sky?



Observe the sky during the night and draw the picture in the computer.



To the Game



Open Tux paint. You can see the Tools menu on the left side of the screen. There are various tools like Paint, Stamp, etc. Each one has its own sub tools also. E.g. When we click on the Paint tool, we get many types of brushes. On clicking Stamp tool there are many pictures and on the Text many letters. On clicking "New" we get sheets of different background colours.

## Lesson 5

# WATER, THE ELIXIR OF LIFE

Heavy rains of 'Thiruvathira, Njattuvela' and 'Makeeryam' are now only in memories.



When the rain came...



What are the changes seen in nature after rain?  
Have you ever watched them?



To the Game



Choose the suitable Stamp

Ask the learners to draw a picture showing the changes after and before the rain. Tell them to use the stamps in the Tux Paint. Let them draw beautiful pictures according to their imagination using brush, shapes, lines, eraser, paint, etc.

Lesson 6

# HEAR AND RECOGNISE

"Dear son....stop playing and study everything your father asked you to do...."

"I am studying, grandma..."



Click the question mark in the picture. Listen to the sounds of letters. Drag the suitable ones on to the question mark, using the mouse.



To the Game

**Omnitux-light**



**Writing**



**Letters**



Listen to the voice. Drag the suitable letters on to the question mark. Do the levels 2 and 3.

In this way we can activate letters A to F board and scramble letters.

## Lesson 7

# HOW MUCH IS THE BALANCE?

Tux is buying things from a shop. Count the total cost of the things Tux bought. Don't forget to give the balance to Tux.



Select the amount to give Tux from this part.


How much is the balance?



To the Game



**GCompris Mathematics Numeration Go to money activities Give Tux his change**



Find the sum of the things Tux bought. We can see the money that he gives. Click on the balance amount and press OK.



## Lesson 8

# KNOW THE WEIGHT

Raju never understands many things that grandma tells.



'Panathookkam', 'Rathal', 'Tula'...etc.

You can see that the units of weight are taken as grams and kilograms in common balance and electronic weighing machines.



Using the mouse place suitable weights on the balance.



To the Game

GCompris




Mathematics



Go to calculation activities




Balance the scales property



Help the learners to equalise the weight. Children get the idea that if weights on both sides are equal, the balance will remain straight.

## Lesson 9

# TIME AND DATE



Though grandma asked Radha to correct the time in the clock, she was a little bit nervous to do it. What is the solution to help Radha to change the time correctly?

Shall we play a game to adjust the time in the clock?



To the Game

GCompris



Go to discovery activities



Miscellaneous activities



Learning Clock

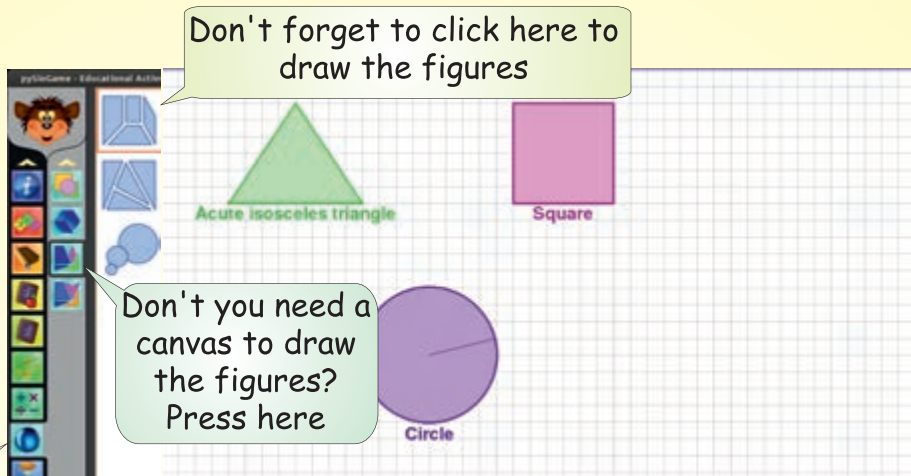


Complete the three activities at the first level itself. After that we can give the second level activities. Let setting the hour-minute-second time be the last activity.

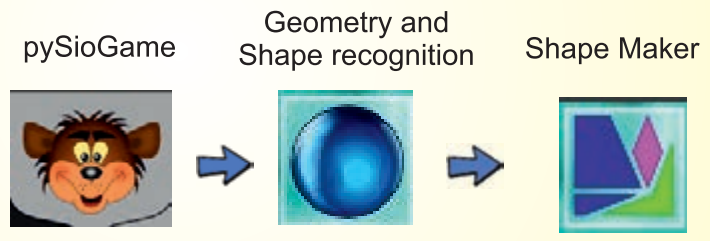
## Lesson 10

# WHEN FIGURES COMBINE

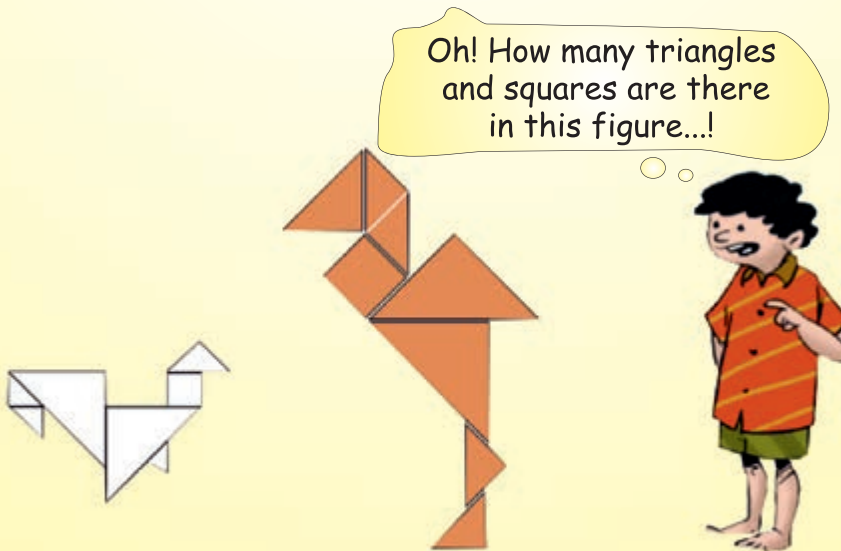
There are so many figures around us, aren't there? Can you draw these figures? Try to draw these figures in pySioGame.



Open pySioGame. First click on the tool to draw the figures.



Wow! What figures.....!!




## Do you use GCompris to play this game?

You can see some figures on the right side of the window. Take them one by one to draw a figure as you see on the left side of the window.



You can turn the figures left and right



How can I get a new figure?



Click on the arrow just below the left figure.



To the Game


**GCompris**



**Puzzles**



**The tangram puzzle game**



## Lesson 11

# FIND THE WAY

Lakshmi and her parents are returning from her uncle's house. As they are late, their uncle is taking them in his car. On the way they are trapped in a heavy traffic block. They are travelling in a red car. Remove the block in front of their car and show them the way out.

Show the way to get out...



To the Game

GCompris



Puzzles



A sliding-block  
puzzle game



Blocks will move horizontally and vertically only. To move them click and drag.

Lesson 12

# FLAPPING COLOURFUL WINGS



What kind of butterflies do you see in your garden and surroundings?



Butterfly Album



To make the album



Choose the suitable stamps of butterflies

Open Tux Paint. Take a new canvas. Make the album using the Stamp tools.

## Lesson 13

# WHICH WORD?

"Can you help to build a word using the letters on in the screen?" Raju asked his mother.



"Remember the words you studied at school. What you need is, only to arrange the letters in the correct order."




Type the answer here

Click here to select different categories



To the game

Open Kanagram. You will get a word when you arrange the letters. Type that word in the white box seen below.

To check the answer click on the  icon.

Applications - Education - Kanagram

## Lesson 14

# ROWS AND COLUMNS



Raju : How many plantain trees are there in our garden, grandma?

Grandma : Count them my lad...

Raju : How can I count all these plantain trees?

Grandma : There is an easy way. First count the rows.

Raju : 3 rows.

Grandma : Then now count the columns.

Raju : 6 columns.

Grandma : Isn't it easy to count the plantain trees now?

	1	2	3	4	5	6	7	8	9	81	1	2	3	4	5	6	7	8	9
	2	4	6	8	10	12	14	16	18	72									
	3	6	9	12	15	18	21	24	27	64									
	4	8	12	16	20	24	28	32	36	63									
	5	10	15	20	25	30	35	40	45	56									
	6	12	18	24	30	36	42	48	54	54									
	7	14	21	28	35	42	49	56	63	49									
	8	16	24	32	40	48	56	64	72	48									
	9	18	27	36	45	54	63	72	81	45									

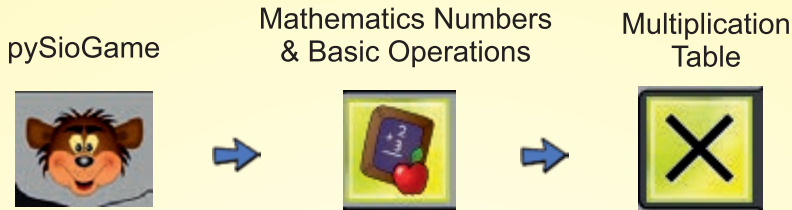
$7 \times 9 = \square$

Open pySioGame and try some operations of multiplication.





To the Game




I can give new questions.



If you did it correctly, click me.

Do you want to go to the next level? Can I help you?

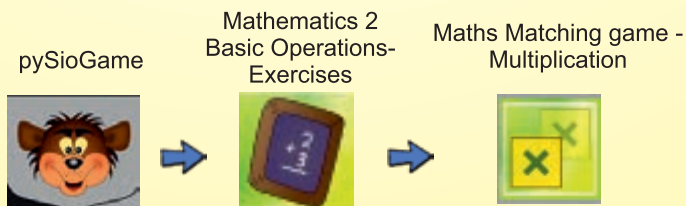


Watch the shaded boxes and suggest ways to find the product of multiplication. Drag the correct answer from the numbers given above, below and on the left side of the window. Give time to examine the correct answer and choose higher level questions. After that use the mathematics tool for training them.

Shall we play some more games...?

30	$5 \times 2$	12	36
$6 \times 6$	20	10	$4 \times 5$
$3 \times 6$	$5 \times 6$	$3 \times 4$	18
2/2			

Did you see the score you got when you clicked on the question and the correct answer? Now let us find some more pairs.



## Lesson 15

# FINDING THE MULTIPLIERS





'You must take the suggested multipliers only.'



'You need to take them using space bar. Similarly do the other activities.'



GCompris

 **Multiples of 2**

	9	5	9	4	2
7	5	6	9	3	9
9	10	9	6	10	8
11	10	6	11	9	3
3	5	4	11	11	4
8	2	11	9	6	4



To the Game

**GCompris Mathematics**




**Go to calculation activities**



**Go to number Munchers activities**



**Multiple Number Munchers**



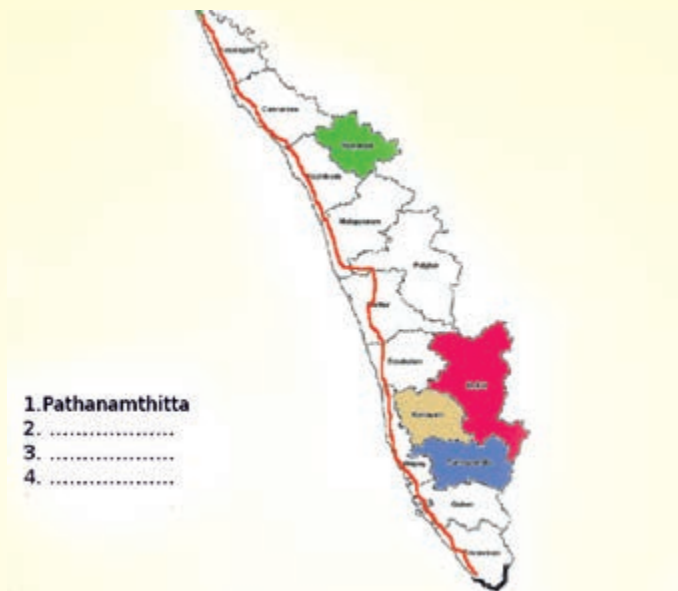
Move to the target according to the instructions using arrow key. To swallow the number use the space bar. If you go wrong, press enter key. If you make two mistakes, you will go back to the starting point.

## Lesson 16

# THROUGH THE LAND OF KERALA

Manu and his family who went to Kasaragod to celebrate his birthday returned to Thiruvananthapuram in a train. Manu marked his journey from Thiruvananthapuram to Kasaragod through Alappuzha in his Kerala map. He marked his railway route as given.

### Activity 1



Now, try to mark Manu's rail route. Use Tux Paint to do this.

In this journey Manu did not travel through some districts. Which are they?

1. Pathanamthitta 2. .... 3. .... 4. ....



To get the Map

Use Tux paint to do this activity.



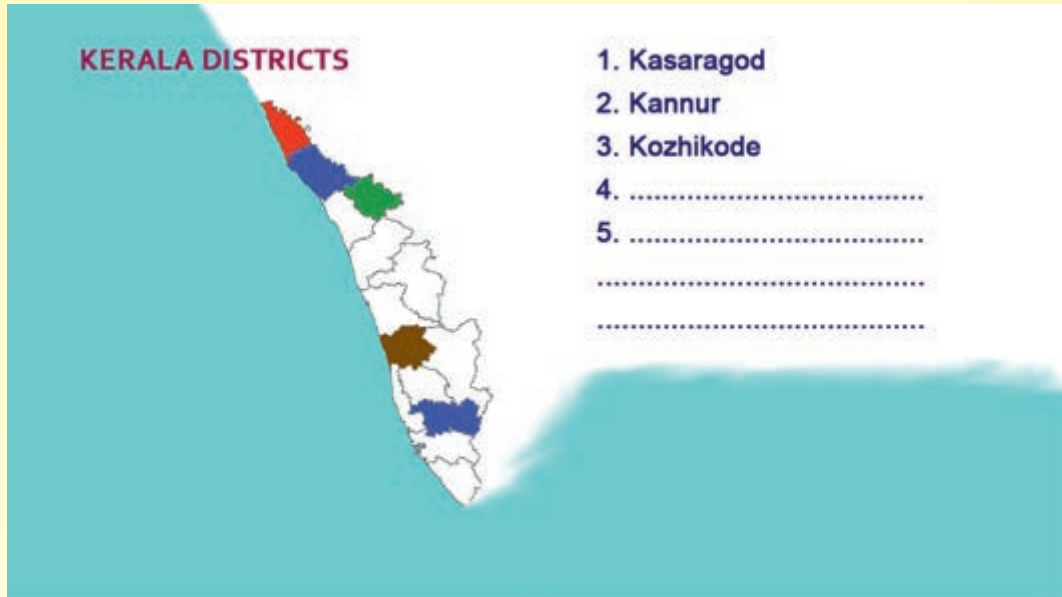
Use suitable stamps.



Use suitable brush and colour.

## Activity 2

### Colouring the districts



## Activity 3

These are the details which Manu wrote about Wayanad district.

District	:	Wayanad
District Headquarters	:	Kalpetta
District formed in	:	1980
Neighbouring districts	:	Kannur, Kozhikode, Malappuram

Find out your district and neighbouring districts from Tux Paint and write them down.



To the Tux paint



Use suitable stamp

You can get the necessary details of each district from the stamps

## Lesson 17

# DIVIDE EQUALLY



"There are 15 unniyappam", Raju said after counting them. "How can we share them?" Radha doubted.

1 2 3 4 5 6 7 8 9  
2 4 6 8 10 12 14 16 18  
3 6 9 12 15 18 21 24 27  
4 8 12 16 20 24 28 32 36  
5 10 15 20 25 30 35 40 45  
6 12 18 24 30 36 42 48 54  
7 14 21 28 35 42 49 56 63  
8 16 24 32 40 48 56 64 72  
9 18 27 36 45 54 63 72 81

1 2 3 4 5 6 7 8 9

15 + 5 =

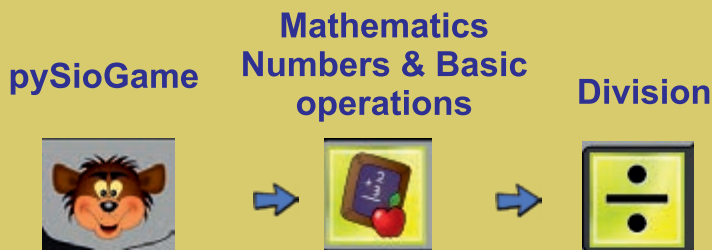
Type the correct answer here

Open pySioGame and do the division



To the Game

Open pySioGame



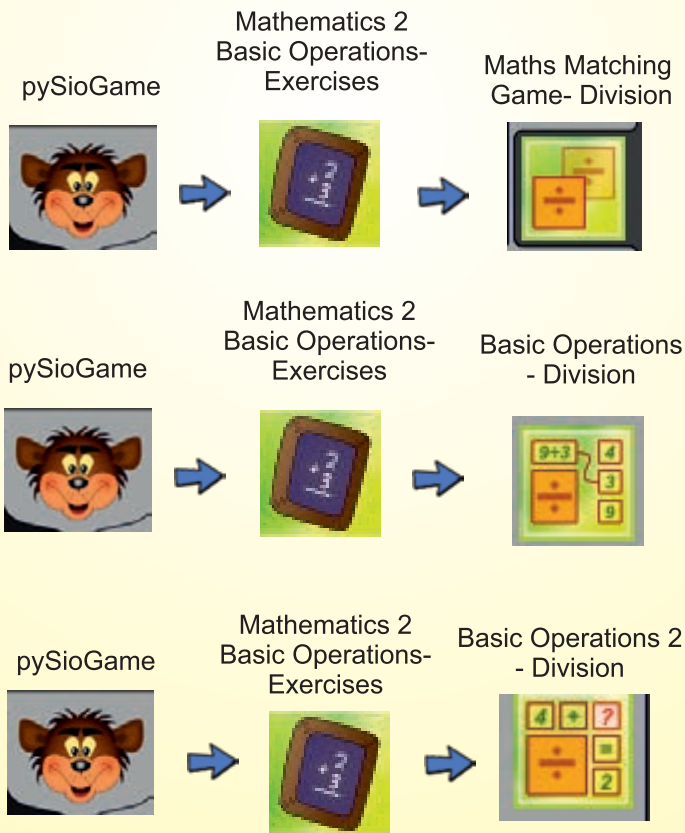
Using the hints we can give more divisional operations.

Adopt the same method you used for multiplication operations

2	$81 \div 9$	1	5
$28 \div 4$	4	$20 \div 4$	7
$18 \div 9$	$24 \div 6$	9	$5 \div 5$

Click on the question and correct answer.

2/2



Using the hints, more activities could be given for reinforcing the idea.

## Lesson 18

# MATHEMATICAL PROBLEMS



Click the card one by one.



When you click on the card, you can see the problems. The answers of the problems are hidden in one of the cards. Find it.



To the Game

GCompris



Mathematics



Go to the calculation activities



Go to Mathematics memory activities



All operations Memory game



Find the cards having the multipliers and their products.

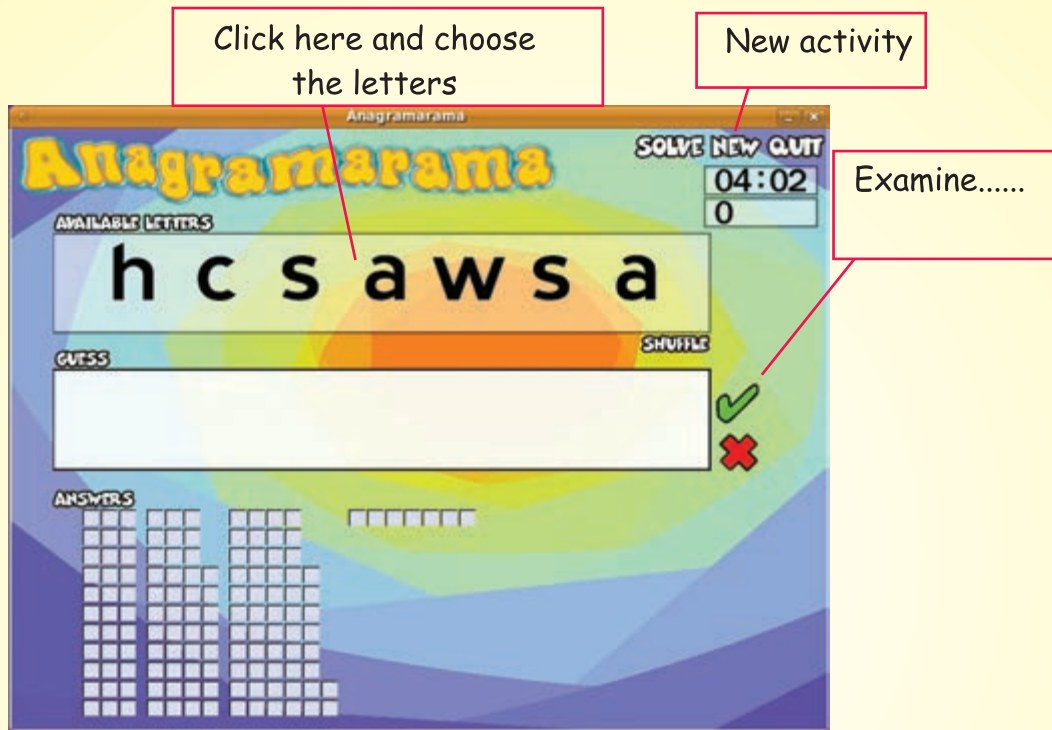
There are two cards having the same multipliers and results. When you click such cards, they will disappear from the window. Thus hide all the given cards from the window.

## Lesson 19


# BUILD WORDS

There are some letters scattered in the box given below.

How many words can you build using these letters?



To the Game



This is word game. Build maximum words possible taking minimum time. If the words are correct, we can see them in the boxes.




Only seven words are given for this activity. If you build the longest word, you can enter the next phase of the game.



Lesson 20

# WHO AM I?

Given below are the pictures of some animals. Fill in the blanks.

1	<p>I am big. I have a trunk. I trumpet. I am .....</p>	
2	<p>..... ..... I mew ..... I am .....</p>	
3	<p>I am the king of the forest. I am big and strong. I live in ..... I am .....</p>	

Who am I?



Manoharan K.P.  
3 A  
GLPS Manchadikkunnu  
Palakkad Dt.  
Kerala

ARDRA P.  
3 A  
GLPS MANJATIKKUNNU

Manoharan P  
Standard 3 A  
English Reader PART I

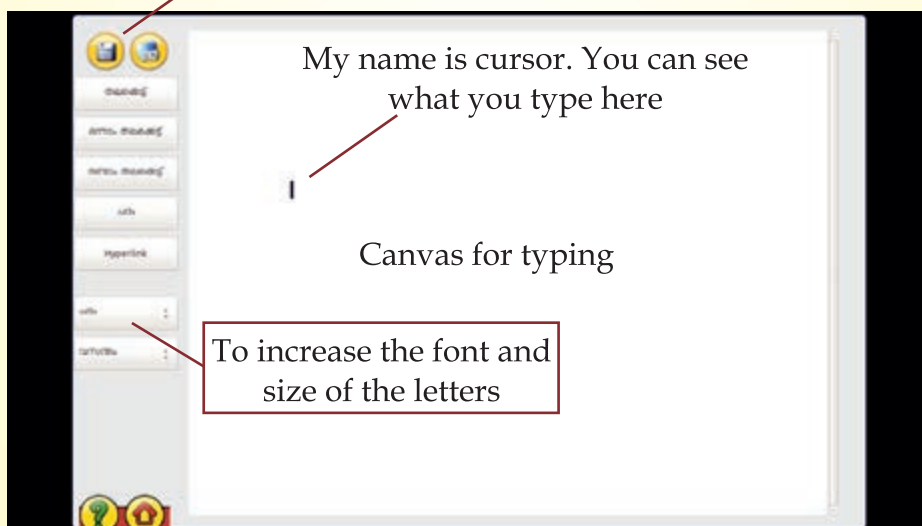
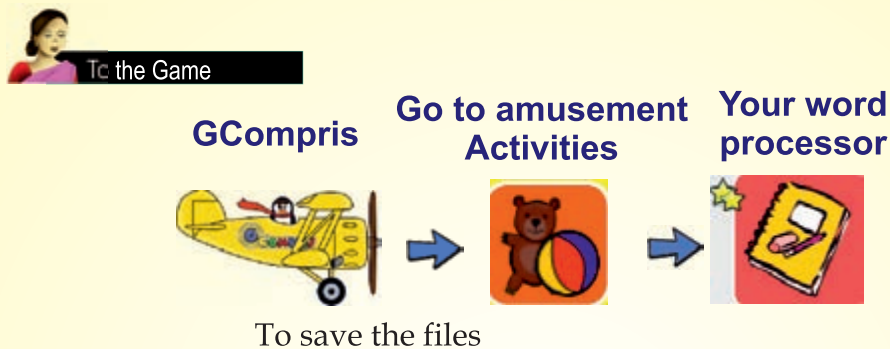
ANOOP K.K. 3A

GLPS

Look at the names typed by Anoop and his friends of class 3A. They have divided into sub headings like headings, heading 1, heading 2, Terms, emotional, official, advertisements spring, summer, winter etc. These are done to adjust the font and size of the letters.

Can you type your name also like this?

Use GCompris and the related activities in it.



**Word Processor window**

Don't forget to type again the words you did earlier in the word processor

# Notes

# Notes

# Notes

# Notes

# Notes