

Merry-Go-Round



UNIT
5

Listen, sing and dance

I climbed up on the merry-go-round,
And it went round and round.

I climbed up on a big brown horse,
And it went up and down.

Around and round
And up and down,
Around and round
And up and down.

I sat high up
On a big brown horse
And rode around
On the merry-go-round
And rode around

On the merry-go-round
I rode around

On the merry-go-round
Around
And round
And
Round...

Dorothy W. Baruch

New words

around down in  on  out round up

Let's read



I ride **on** a horse.

Reading is fun

- ▶ How did the merry-go-round go?
- ▶ How did the big brown horse go?

Let's talk


- ▶ Have you seen a merry-go-round?
- ▶ Where have you seen it?
- ▶ Would you like to go to a fair?

Let's share

- ▶ Look at this picture and describe the fair.
- ▶ Talk about the things you enjoy at a fair.



Go round the merry-go-round, circle the letters and say them aloud.



Circle

Listen, read and draw

One day Mohini was sitting with her grandmother.

Grandmother drew a circle.

“Can you draw a circle, Mohini?”

“Yes I can.”

Soon Mohini drew a circle.



“Now, I’ll draw a ball.”

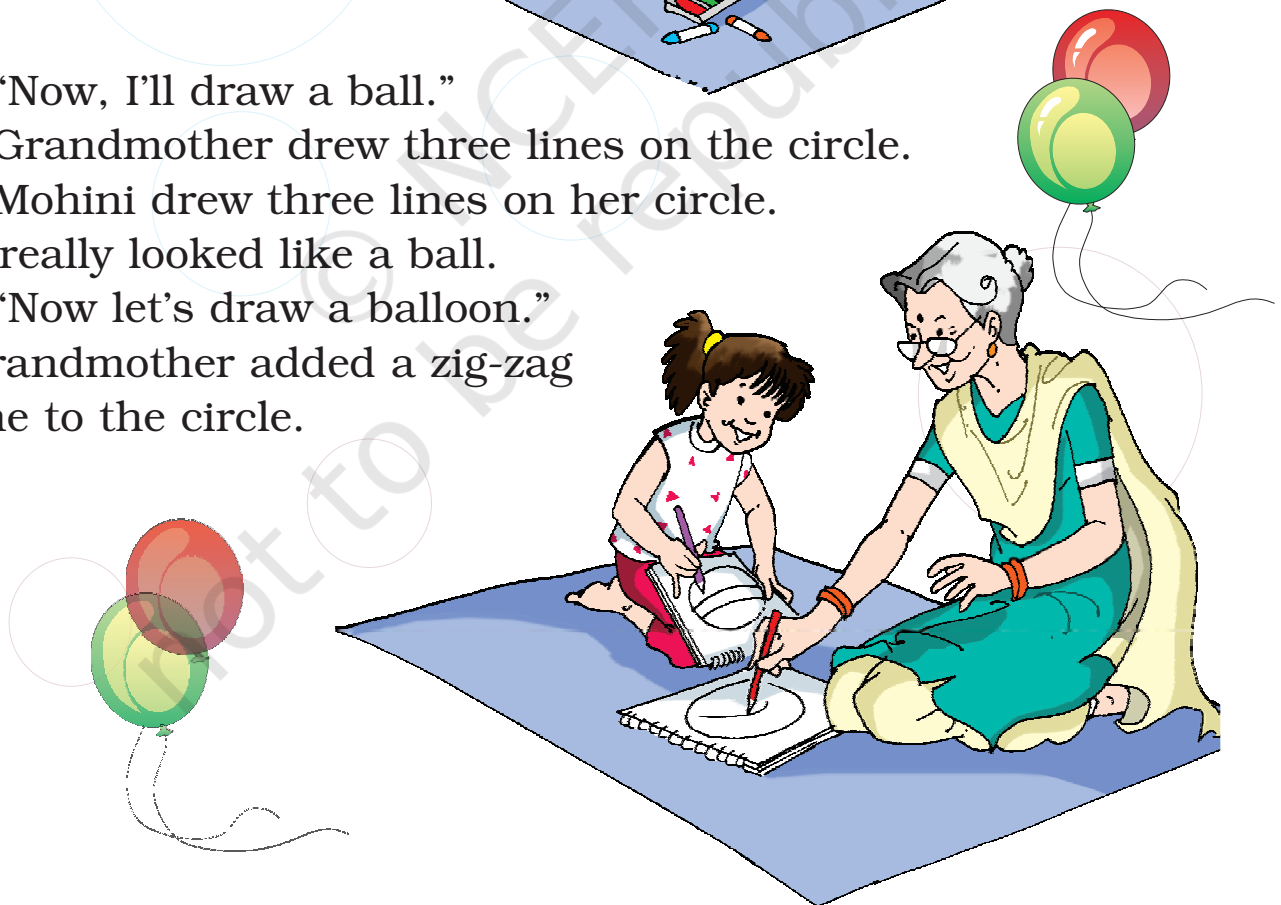
Grandmother drew three lines on the circle.

Mohini drew three lines on her circle.

It really looked like a ball.


“Now let’s draw a balloon.”

Grandmother added a zig-zag line to the circle.



“Oh! It really looks like a balloon.” Mohini clapped with joy.

Mohini drew many circles— big and small circles, red, blue, green and yellow circles. She also added zig-zag lines to these.




And now there were many balloons.

“Can you draw something else with a circle?” asked Grandmother.

“Yes,” said Mohini.

She drew a wheel, a moon, a sun, a rabbit and her own face.



Manorama Jafa

New words

ball

blue 

circle 

lines

moon

Let's read



I can draw a **circle**.

The **moon** is round.

Reading is fun

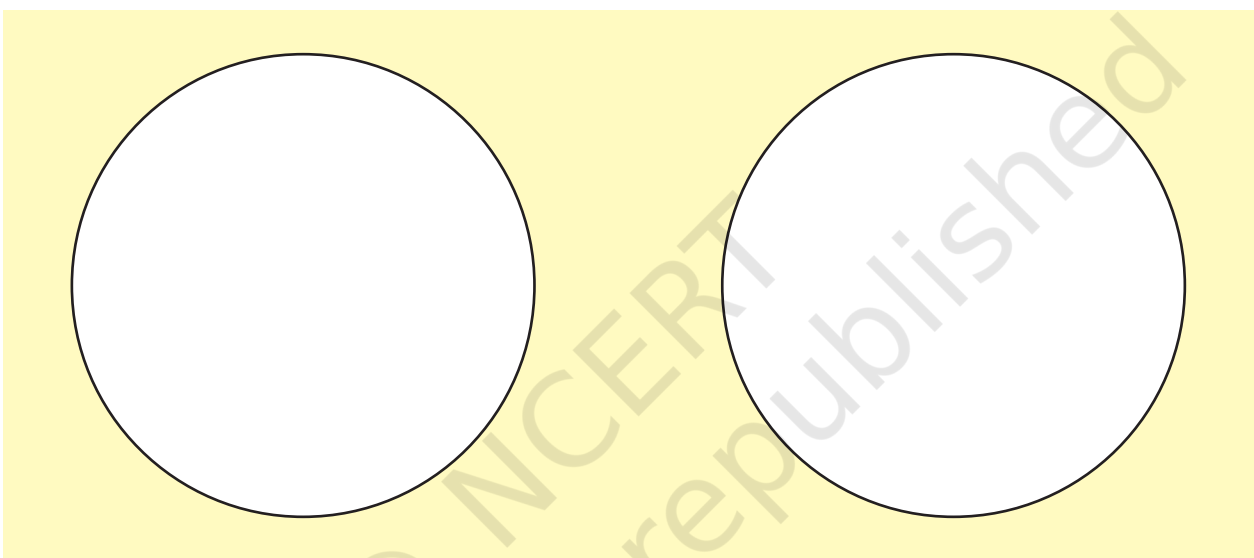
- ▶ What did Grandmother and Mohini draw first?
- ▶ What were the colours of the balloons that Mohini drew?

Let's draw

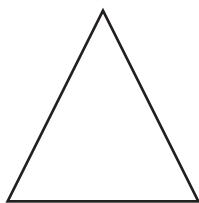
- ▶ In the circles below draw—

what Grandmother drew

what Mohini drew




- ▶ Look at these shapes.




Try making these shapes into


- a car
- a house
- a door
- anything else



**Draw along the dots. So, what did you make?
Can you make sounds like a train?**



Draw a face on the balloon below. One has been done for you.


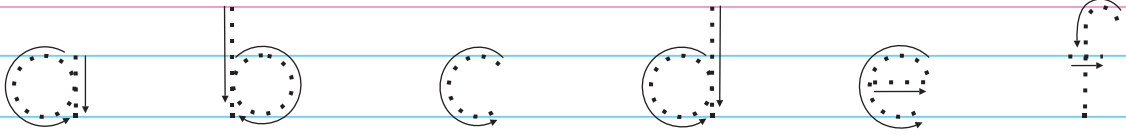


abcd

Let's read and write





a, b, c, d, e, f



g, h, i, j, k, l



m, n, o, p, q, r



mango 

nut 

orange 

peach 

mango

nut

orange

peach

Look at the picture and fill in the blanks.




dog

d _ _ _



bull

b _ _ _ _




elephant

e _ _ _ _ _



owl

o _ _ _



horse

h _ _ _ _ _



cat

c _ _ _



Activities now have more to do with what the children like to do. You can try this:

- Make the children sit in a circle. Ask a child to start counting from number 1. The child sitting next to him/her continues with number 2 and so on. The child who has to say number 5 or 10 says *chup* and the next child starts with number 1 again.
- Draw a circle on the floor with a piece of chalk. Let the children walk along the drawn line. Ask them to hold a book/any object in one hand and walk along the line. Talk to them about balancing things. Ask them if they feel giddy on a merry-go-round.

► **Develop listening skills**

The children can be taken outdoors during the break and allowed to eat their snacks there. Let them talk to each other about the different tastes of foods. Ask children to speak to the point and take turns. Also inculcate in them a habit of listening when others speak.

► **Develop pronunciation**

Read the following words and say aloud with the children:

around

bound

brown

down

found

ground

sound

► **Exposure to language**

Display the following *sight words* in the classroom and let the children read them aloud.

circle

line

oval

square

triangle

zig-zag

► **Develop speaking skills**

Children can play 'Farmer's in the Den' or any other song of their choice.

*The farmer's in the den,
The farmer's in the den,
Heigho-the cheerio,
The farmer's in the den.*

*The farmer wants a wife,
The wife wants a child,
The child wants a nurse,
The nurse wants a dog,
The dog wants a bone.*

▶ **Develop writing skills / fine motor coordination**

1. Write the letters from **a** to **q** on the blackboard. Let the children read and write from the blackboard and the picture dictionary. Children should not be forced or pressurised to recognise words or letters. This can be done through pictures or actions. Use Activity Sheets and a notebook to further encourage the patterns as on pages 55, 58, 59, 60 and 61, and any extra exercises that the children want to do.
2. Pour water from one container to another.

▶ **Raising awareness**

Tell the class that we must cover our food from flies.

MATERIAL REQUIRED

2 glasses / cups / pots
and water

© NCERT
not to be republished