

# Clouds



0118CH09

UNIT  
9

## Read and learn by heart

It is hot.  
The sky is blue.  
A little cloud comes looking for you.  
More clouds come.  
They bring rain.  
Sing and dance.  
It's cool again!



## New words

bring

cloud



cool

dance

hot



rain

## Let's read




It is a **hot** day.

It is **raining** today.

## Reading is fun



- ▶ What is the colour of the sky?
- ▶ What do the clouds bring?



## Let's talk



- ▶ What is the colour of the clouds that bring us rain?
- ▶ Do you like to sing and dance in the rain?
- ▶ What keeps you dry in the rain?


## Let's share



- ▶ What do you like to do when it rains? (stay in/go out)
- ▶ Do you like puddles?
- ▶ The other seasons in India are hot and cold. Describe in your language which season you like the best. Now can you say this in English?



## Trace along the dots.




**Say aloud**




cot	cry	drain	bring
dot	dry	grain	ring
hot	fly	pain	sing
pot	sky	rain	wing

**Match the words with the pictures.**


**rain**



**children dancing**



**children singing**



**clouds**



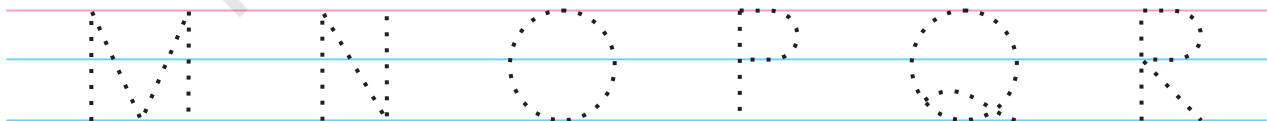
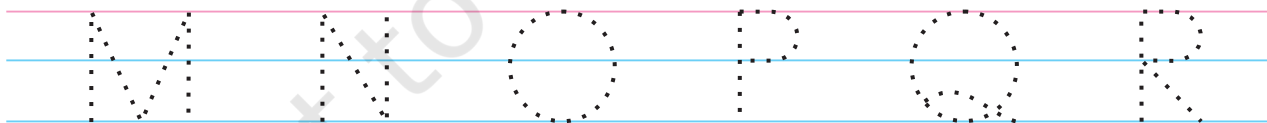
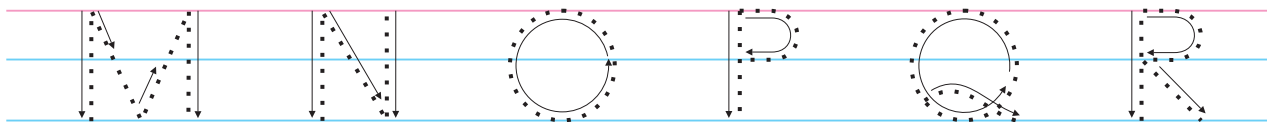
**the sky**



Let's read and write



**M N O P Q R**



## Fill in the blanks



I can read my name.

My name is \_\_\_\_\_ .

I am \_\_\_\_\_ years old.

I can write my address \_\_\_\_\_  
\_\_\_\_\_

I can count till \_\_\_\_\_. (10/20/30/40/50)

My teacher's name is \_\_\_\_\_ .

I study in class \_\_\_\_\_ (one).

The name of my school is \_\_\_\_\_ .

It is in \_\_\_\_\_ (city).



# Anandi's Rainbow

## Enjoy this nature story

It was raining outside. Anandi was fast asleep dreaming of rainbows. She woke up to look out of her window. There was a huge, bright rainbow across a clear blue sky.

Anandi ran out to the garden with Milli, her favourite cat.



Anandi loved to draw and paint. Today, she wanted to paint the flowers of her garden with the colours of the rainbow.

She coloured one flower with the violet, and another with the indigo of the rainbow. One with the blue and leaves with the green... One with the orange...

One with the red...

But she left the yellow so that the Sun may look bright and gay...

And lo! There were beautiful flowers all over the garden. The Sun was up there shining in its yellow glory.



After giving colours to the flowers and the Sun, the rainbow was gone...

Anup Ray

### New words

bright favourite indigo inside outside rainbow violet

### Let's read



A rainbow has seven colours.

## Reading is fun

- ▶ What did Anandi see outside her window?
- ▶ Was she happy to see the rainbow?
- ▶ What are the colours of the rainbow?

## Let's talk

- ▶ Have you ever seen a rainbow?
- ▶ When do you see a rainbow in the sky?

## Let's share

- ▶ Go outside and look at the clouds.
- ▶ What shapes do you see in the clouds?
- ▶ Come inside and draw what you saw.
- ▶ Now describe your drawing to your friends in your own language and then in English.



## Say aloud

face	back	lamp	hat
field	ball	leg	have
find	bat	let	her
fly	big	little	house
food	bought	log	hut



**Let's do**



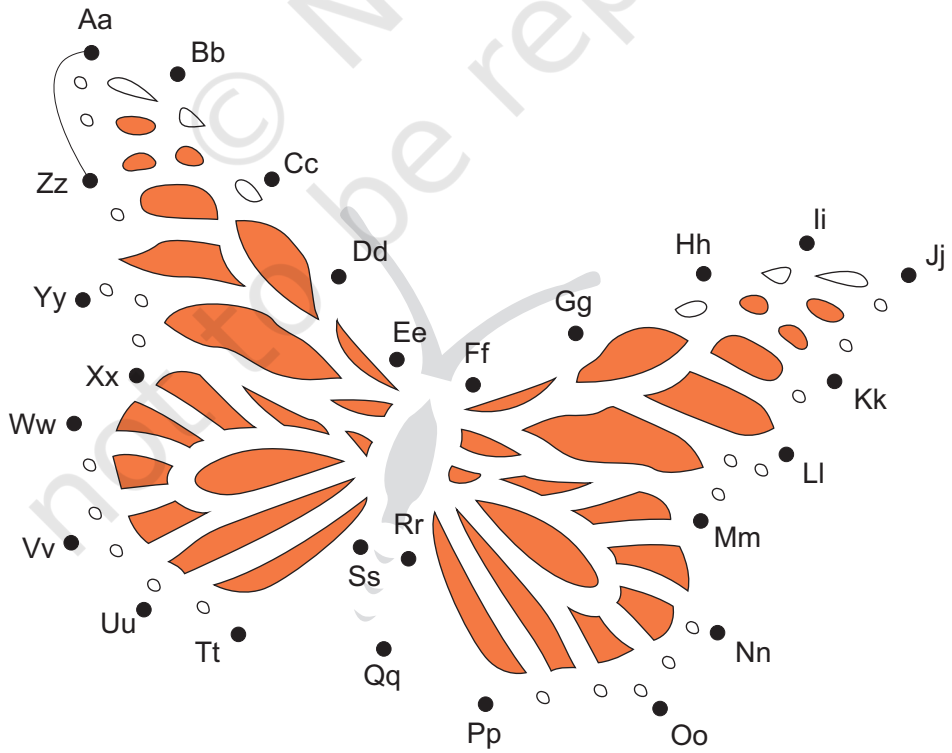
**Look at the picture below. Circle the names of things that you can see in the picture.**

- umbrella
- puddle
- raindrops
- house
- cat




- boat
- mud
- sun
- roses
- pot
- mat

**Join the dots from Aa to Zz and see what you can create.**



**In the given space trace the rainbow and colour it.**

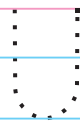

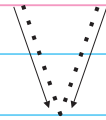
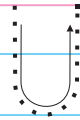
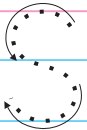


**Say aloud the names of the colours on the rainbow.**

**Let's write**




**S T U V**



**Let's make a riddle**

Use **am** or **have** in the blanks.



I \_\_\_\_\_ white in colour.

I \_\_\_\_\_ two eyes.

I \_\_\_\_\_ four legs and a short tail.

I \_\_\_\_\_ wool on me.

What \_\_\_\_\_ I ?

**Ans: I am a sheep.**



The idea in this Unit is to assist the children in building their imagination; making and speaking simple sentences; and writing at least a few sentences. The sentences can be made both from the text and from their environment, using the sight words and flash cards in their classroom or outdoors.

► **Develop reading skills**

Let the children do the activity of **odd one out**. Encourage them to spot the one that is different. For example, draw a sequence of objects such as flowers and make one flower slightly different. Ask the children to point out the one that is different. These kinds of activities are relevant to reading as they help them identify and discriminate between objects and pictures.

Alphabet cards can be used for the matching exercise. The teacher makes cards from **a** to **z** in capitals and in lower case. The child has to match the capital letter with the corresponding one in lower case. For example, **A** with **a** and **B** with **b**.

► **Group activity**

Make a calendar for every month showing birthdays of every child and display it along with this traditional song:

*Thirty days hath September,  
April, June, and November,  
All the rest have thirty-one,  
Excepting February alone.*

► **Develop pronunciation**

Have a recitation or reading session of the poem 'Clouds'. Let each child be given a chance to read. The more confident he feels, the more motivated he will be to continue in his efforts.

Have a reading session of the story 'Anandi's Rainbow' from the Unit. Let each child be given a few lines to read.

► **Develop speaking skills**

Discuss with them the following questions

- How many days has September?
- Does February have 30 days in the month?
- How many months have thirty days?
- How many months have thirty-one days?
- When is your birthday?
- How many children in the class have a birthday in each month?

Ask the class to repeat sentences like: 'It's cold', 'It's raining today', 'It's hot', 'The wind is blowing', 'Leaves are falling'.