

9 HIDE AND SEEK





Moti wants to play. He looks for Rani. “I’m hungry,” says Rani, “I want to eat.”

Jimmy and Rimmy are sleeping in the basket. Moti wakes them up. “Come out and play with me!” he barks.

“Not now,” says Jimmy, “I am tired.”

“I’m sleepy,” says Rimmy.



Moti goes outside. He sees Happy in her pond in the garden. “Will you come and play with me?” he asks.



But Happy says, “No, I’m looking for flies.”
Moti sees Bunny, and stops. “Will you play with me?” he asks.

Bunny looks at him. “Hello, Moti,” he says, “I am eating a carrot, so I can’t come and play with you.”



Moti is sad. He lies down on the grass. Then he gets up again. He walks around the garden. Moti finds a basket. He turns it upside down and hides under it.

Rani, Jimmy, Rimmy, Happy and Bunny search for Moti. But they can’t find him.

Happy hops near the basket. He stamps Moti’s tail. Moti barks aloud.





Everyone now knows where he is. Then they chase him round and round the garden.



Let's Try This

1. Match the names of animals with their cries.

a dog	mews
a cat	croaks
a frog	barks







TO THE TEACHER

- Read out the story. Make the children understand the story with the help of the pictures and your actions.
- After they understand the story, make the children take on the roles of Rani, Jimmy, Rimmy, Moti, Happy and Bunny, and act them out. Make them say the sentences spoken by the animals in the story.



2. Trace the outlines of the following drawings of animals.



Now write the names of the animals.



3. Match the names in the story with the animals.

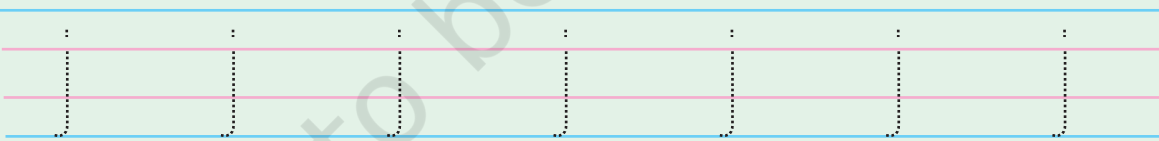
NAMES	ANIMALS
Rani	rabbit
Moti	frog
Jimmy	dog
Rimmy	cat
Happy	puppy
Bunny	kitten

4. Trace these letters.


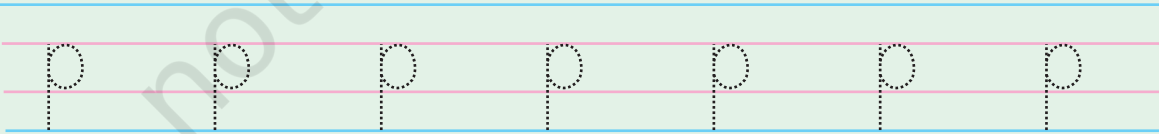
g



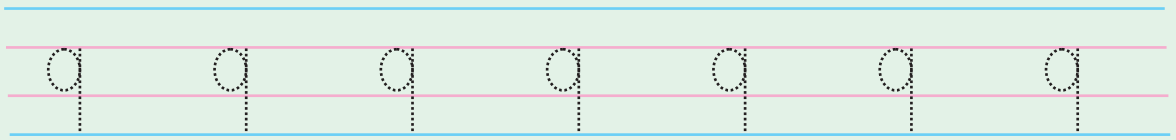
j



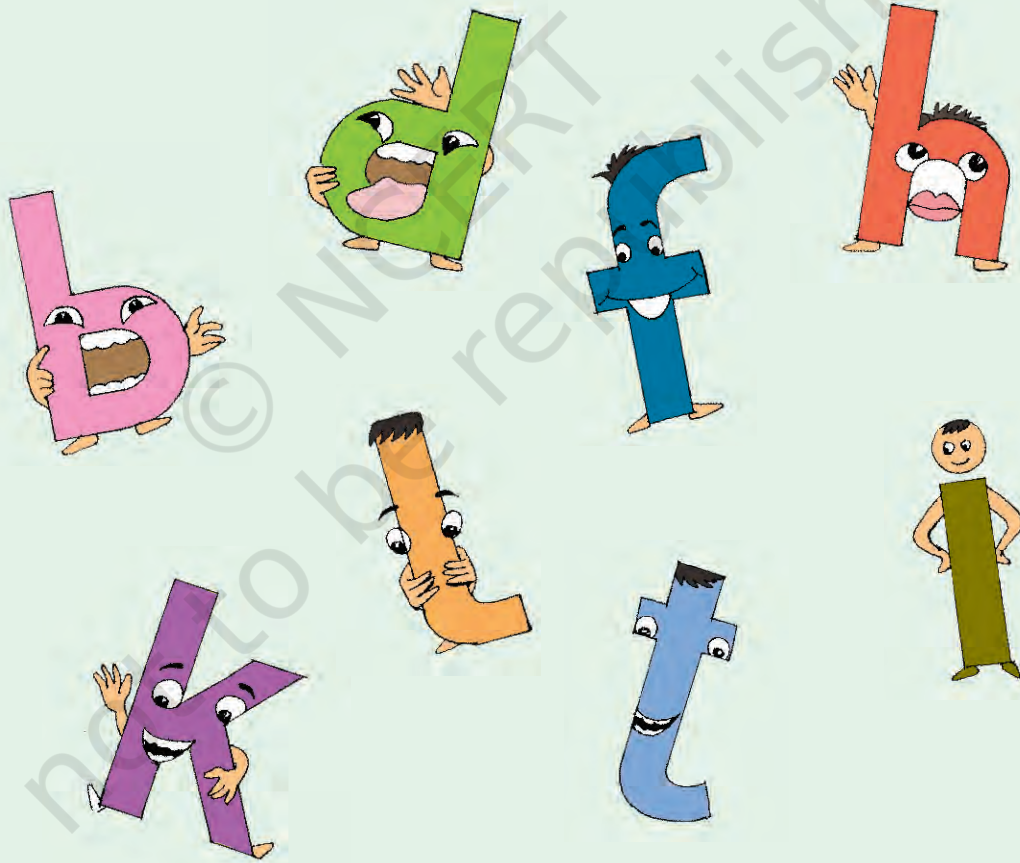

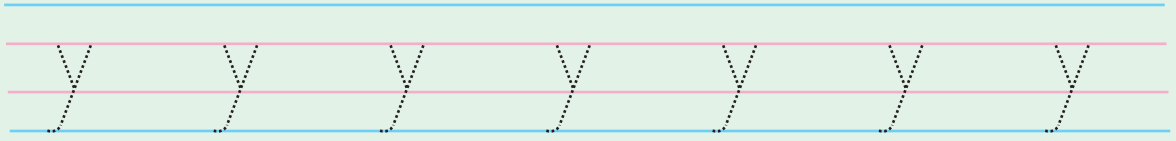
p



q



y



TO THE TEACHER
Help the children trace the letters.