



02790813



The Longest Step

Three friends – a rabbit, an elephant and a deer – were playing together in a park.

Let us see who crosses the stone bridge first!

But both of you run fast and I move slowly. I know that one of you would cross the bridge first. I don't want to play the game.

Don't worry. Let's make a rule – we will not run. We will walk.

Yes, it will be fun.



They started the game.

Surprisingly, at the end, the elephant won.

- ✦ Can you tell why the elephant won?
- ✦ Who takes the biggest step?
- ✦ Act out this story.

Activity



- ✦ Make a group of 3-4 friends. Find out by drawing lines whose step is the longest.
- ✦ Find the distance between
 - a) the door and any window of your class.
 - b) the blackboard and where you are sitting.

Hand or Fingers?

Rajat wants to find out the **length** of a few things using his **handspan**. These are shown in the picture.



- ★ Can he use a handspan to find the length of all these ?
- ★ Which things around you are less than your handspan? Name them.
- ★ What would you use to find the length of those things?

Activity

Make a mud house. See whose mud house is higher. You can use your fingers to find how high your mud house is.



- ★ Who made the highest mud house?
- ★ Whose mud house is the smallest?



Make a Guess








See these two coconut trees. If the bigger tree is 6 metres high, about how high is the smaller tree?

Check Your Guess

Guess the length or height of the things shown below. Find the length to check your answer.

How long is madam's plait?




Name of the thing	My guess	My result
Glass 	_____ fingers	_____ fingers
Bucket 	_____ handspans	_____ handspans
Your hand 	_____ matchsticks	_____ matchsticks
Teacher's table 	_____ handspans	_____ handspans
Your nose 	_____ fingers	_____ fingers
Water bottle 	_____ fingers	_____ fingers
Your hair 	_____ handspans	_____ handspans

Demonstrate the correct use of units like fingers, handspans and matchsticks. Ask children to take an object and measure it using different units.

Cat's Food - Rat or Milk?



- * Use your fingers to find out the distance between the rat and the milk. _____ fingers
- * How far is the cat from the rat? _____ fingers
- * How far is the cat from the milk? _____ fingers
- * What will the cat reach first — the rat or the milk?
- * Can the rat save itself? How?
- * Tell a story using this picture.
- * How long is the rat's tail? _____ fingers
- * Who has longer  whiskers? The rat or the cat?

Measure and Draw



- ◆ Draw a leaf 2 fingers away from the stone.
- ◆ Draw a banana 5 matchsticks away from the monkey.
- ◆ Draw a kite 7 fingers away from the stone.
- ◆ Draw a cloud 3 matchsticks away from the kite.
- ◆ Draw a bird 4 fingers away from the banana.

Draw yourself anywhere on the page. Find how far you are from the monkey's nose.

Let children measure and draw in any direction from the given reference object. They will measure distances in different directions. This can form the basis for a discussion on directions.



Is That So?

Sanju and her friends were trying to find out the length of their different body parts. Here is what they found out —



- Do you agree with what they said?
- Check how many of your friends have —
 - a face one handspan long _____
 - the arm as long as the leg _____
 - a forehead 4 fingers wide _____
- You can try and measure other body parts with your fingers and write their length.
 - Your nose is _____ fingers long.
 - Your ear is _____ fingers long.

The estimates of body proportions given here are rough. This exercise is only to carry out measurement using body parts, and not to make any general claims about body proportions.