



Silent Bells



ഫസ്റ്റ് ബെൽ - അനുബന്ധ പഠനസഹായകസാമഗ്രി

STANDARD
10

Subject : Social Science

Work Sheet : 10

Class Link:



Lesson : HUMAN RESOURCE DEVELOPMENT IN INDIA

1. Which date is observed as World Population Day?

2. Table showing the population growth rate in India is given below. With the help of the table answer the questions.



Year	Population (in crores)	Decade growth rate (in percentage)
1951	36.11	13.31 (1941 - 51)
1961	43.90	21.64 (1951 - 61)
1971	54.82	24.80 (1961 - 71)
1981	68.33	24.66 (1971 - 81)
1991	84.64	23.87 (1981 - 91)
2001	102.87	21.54 (1991 - 2001)
2011	121.02	17.64 (2001 - 11)

- Which year has decrease in population growth rate?
- Which years have increase in population growth rate?
- What might be the reasons for this?

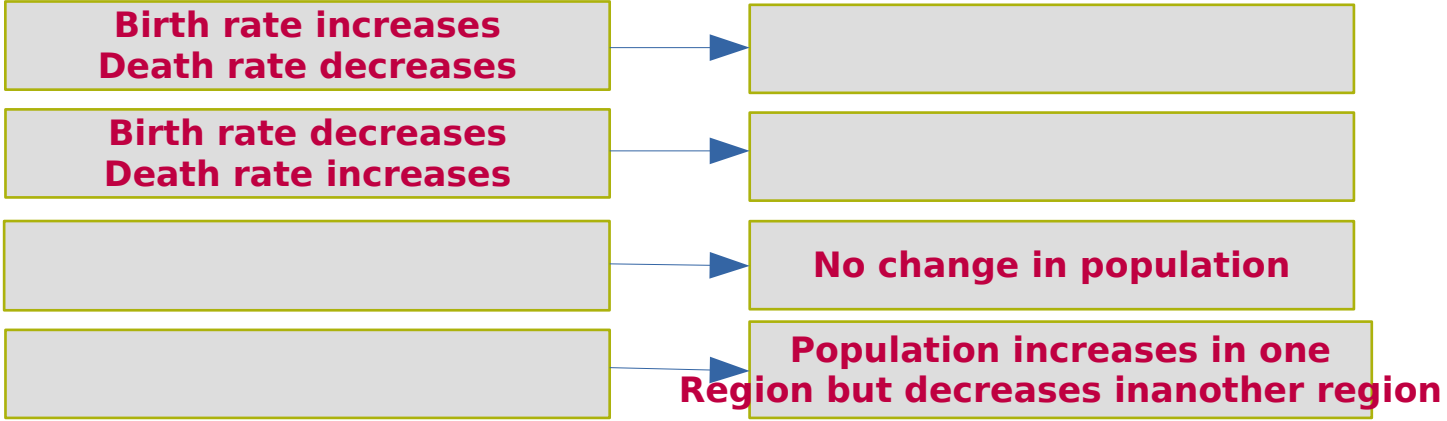


Silent Bells



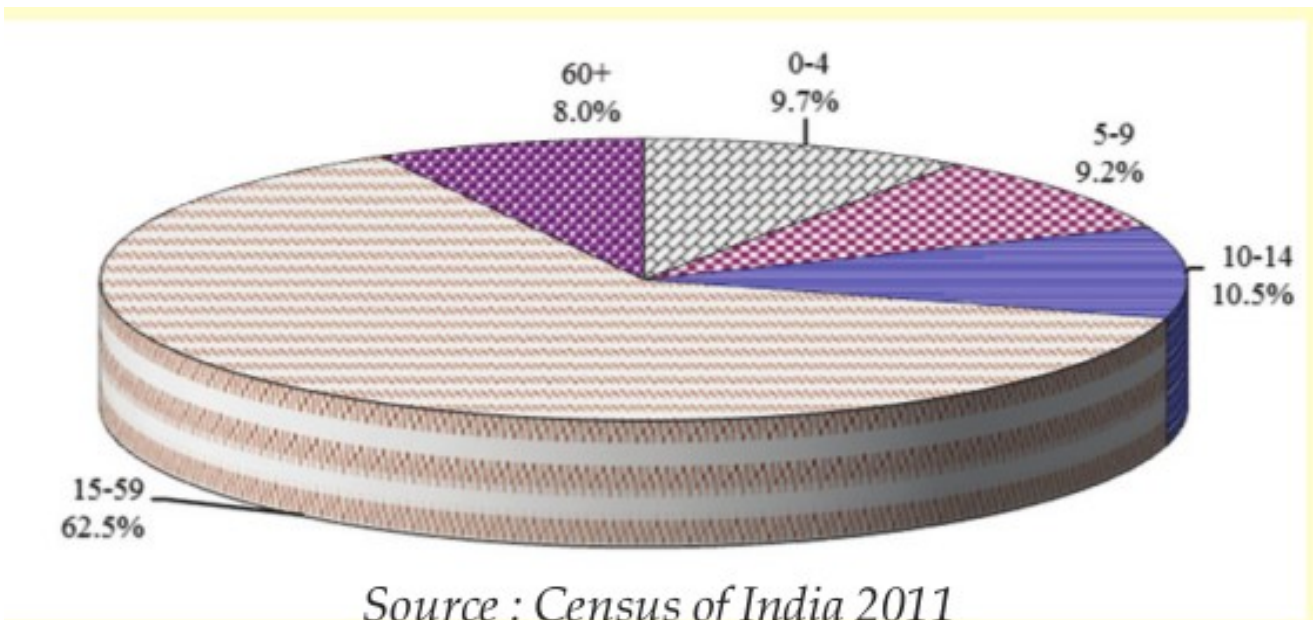
ഫസ്റ്റ് ബെൽ - അനുബന്ധ പഠനസഹായകസാമഗ്രി

3. The birth rate, death rate, and migration are the factors that affect the population of a country. Complete the table below.



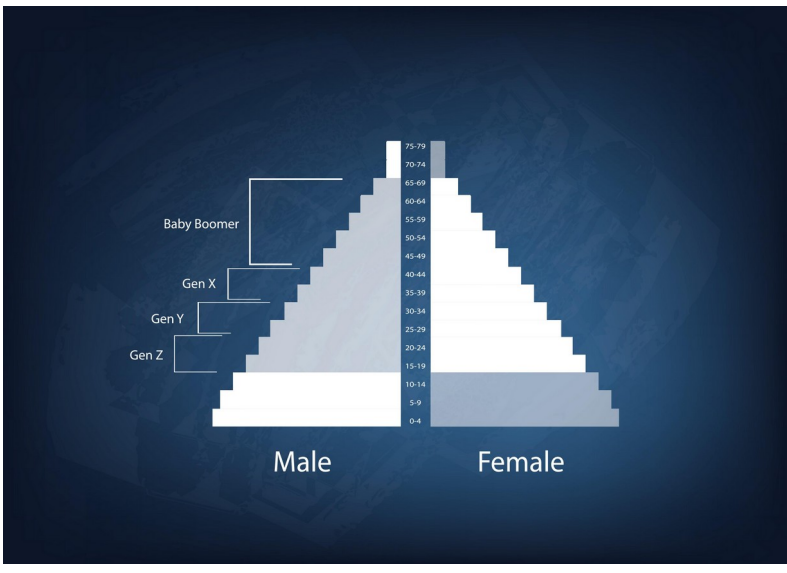
4. Analyse the diagram and answer the questions given below

Population : Age Structure Distribution



a. What percentage of the total population belongs to the age group of 15-59 ?

b. What percentage of the total population belong to the dependent group?



Click Image



5. What is labour force participation rate and dependency rat