



# Silent Bells



ഫസ്റ്റ് ബെൽ - അനുബന്ധ പഠനസഹായകസാമഗ്രി

Class:X

Subject: BIOLOGY

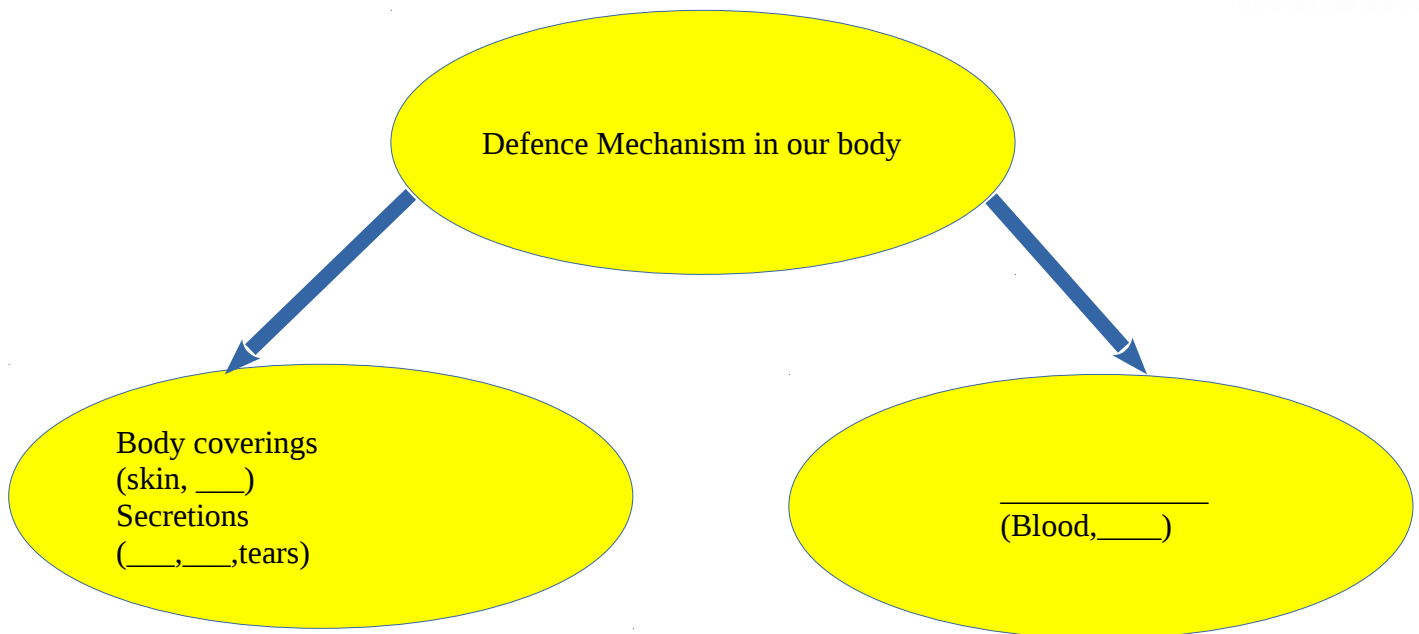
Date: 11-11-2020

WorksheetNo: 29

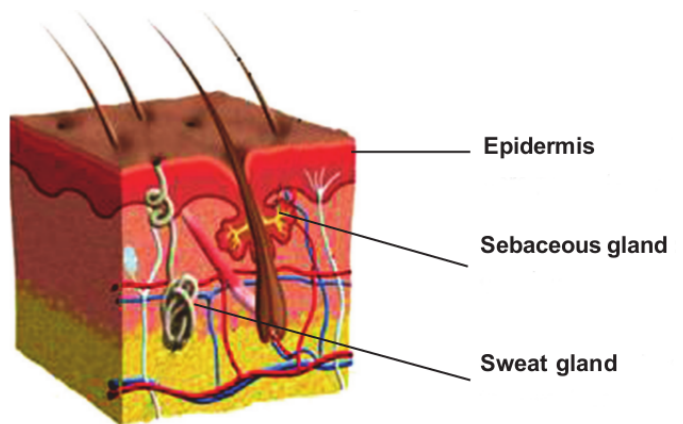
Class link:

Lesson & LO : Soldiers of defence - Defence mechanism of the body

1. What is meant by body defence?
2. complete the illustration.



3. Observe the figure and answer the questions given below
  - a. Which is the outer layer of skin?
  - b. What is keratin? What is its function?
  - c. Which are the 2 glands present in the skin? Name the secretions of these glands and its functions.



4. Skin is called the protective covering of the body. Why?

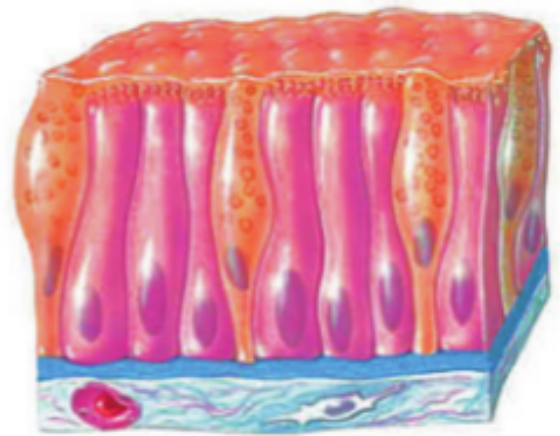


# Silent Bells



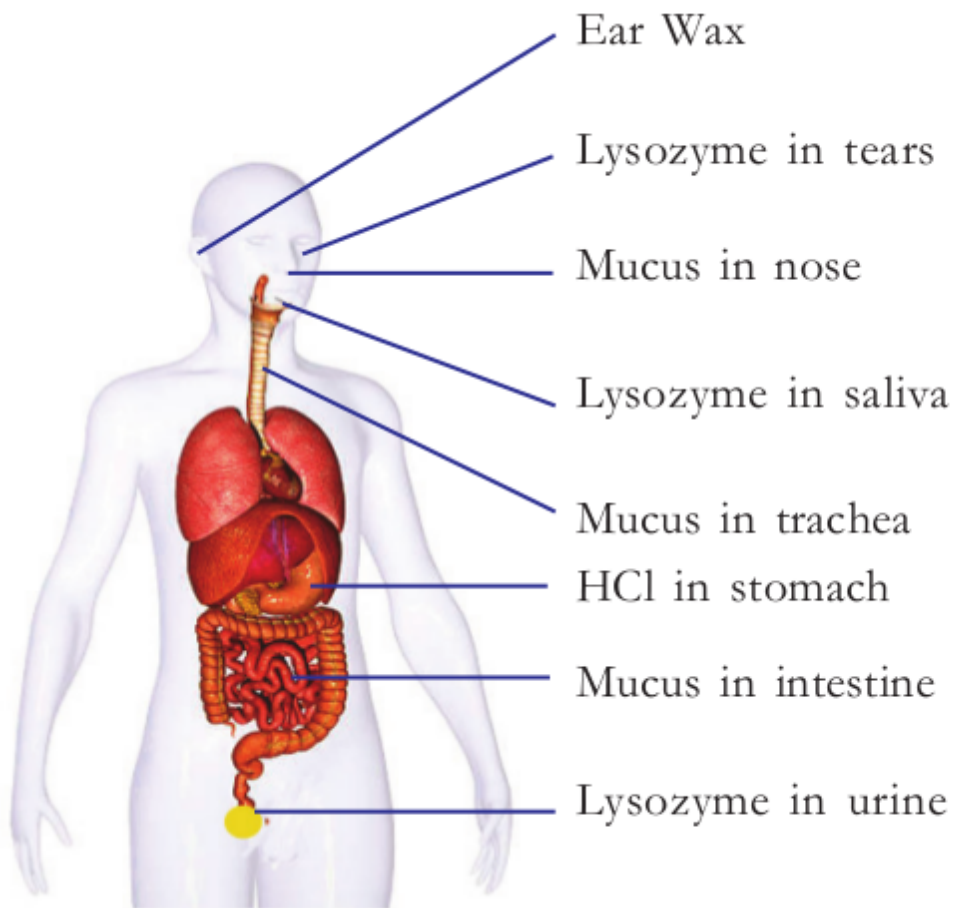
ഫസ്റ്റ് ബെൽ - അനുബന്ധ പഠനസഹായകസാമഗ്രി

- 5. a. What is mucous membrane?
- b. Name its secretions. Write down its functions.
- c. What is the function of cilia cells in the mucous membrane.



6. What is the importance of useful bacteria present in our skin and mucous membrane.

7.





# Silent Bells



ഫസ്റ്റ് ബെൽ - അനുബന്ധ പഠനസഹായകസാമഗ്രി

Observe the illustration and answer the questions given below.

- Which are the secretions (other than mucous and sweat) that helps to defend against pathogens.
- Which are the chemicals in the secretions, that helps to destroy the pathogens.
- Complete the table given below.

Part of the body	Secretion
Ear	.....
.....	Lysozyme in saliva
Eye	.....
.....	HCl

Scan the QR Code for samagra video

