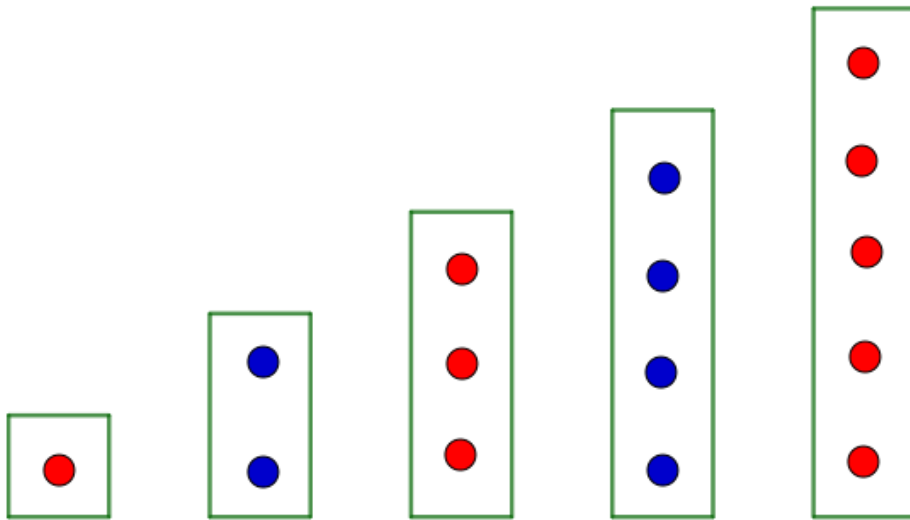


WANDOOR GANITHAM – ONLINE CLASS -X 2021-22

1. ARITHMETIC SEQUENCE - WORK SHEET 1.1 E

Activity 1

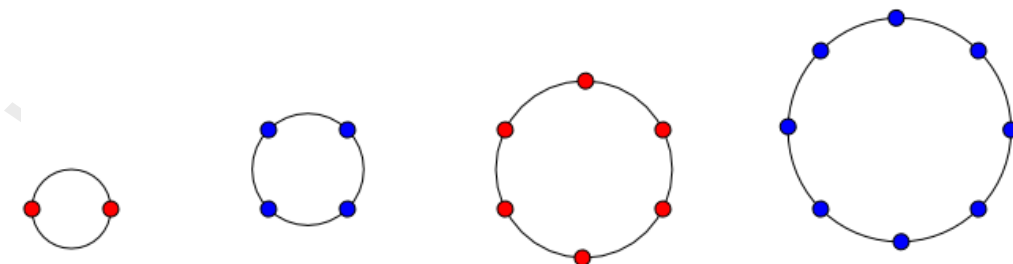
Look at these rectangles .



- How many dots are there in each ?
- If we continue like this , how many dots will be there in the the next three rectangles ?

Activity 2

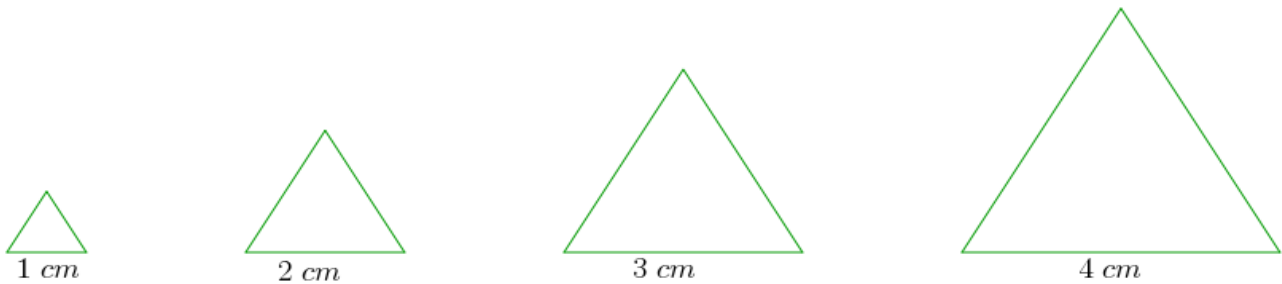
Look at these circles .



- How many dots are there in each ?
- If we continue like this , how many dots will be there on the next three circles ?

Activity 4

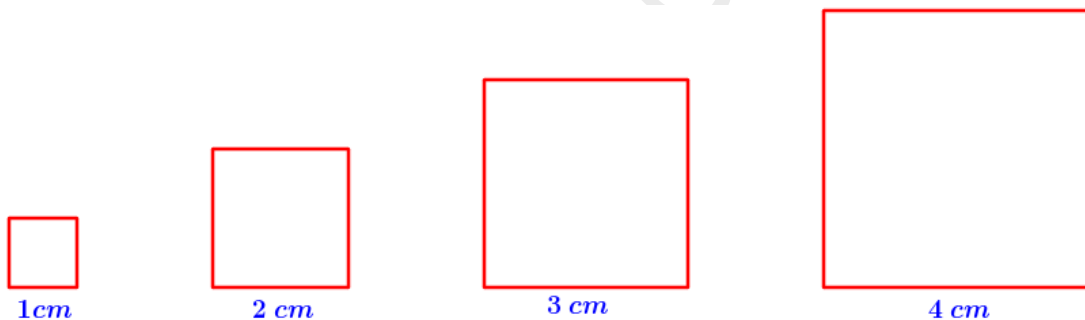
Look at these equilateral triangles .



- Write down the perimeter of each equilateral triangle .
- If we continue like this , what will be the perimeter of the next three equilateral triangles ?

Activity 4

Look at these squares .



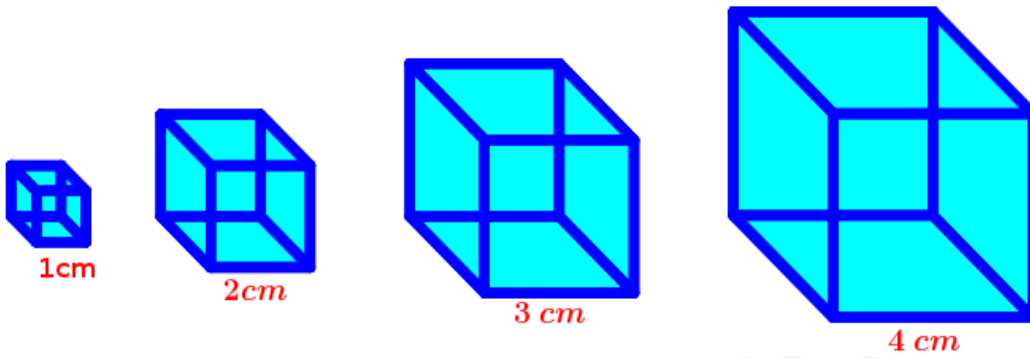
- Write down the perimeter of each square .
- If we continue like this , what will be the perimeter of the next three squares ?

Activity 5

- Write down the area of each rectangle shown in the above activity .
- If we continue like this , what will be the area of the next three squares ?

Activity 6

Look at the cubes given below .



a) Write down the volume of each cube .

b) If we continue like this , what will be the volume of the next three cubes ?