

# ONLINE MATHS CLASS- X - 15 ( 23 / 07 /2021 )

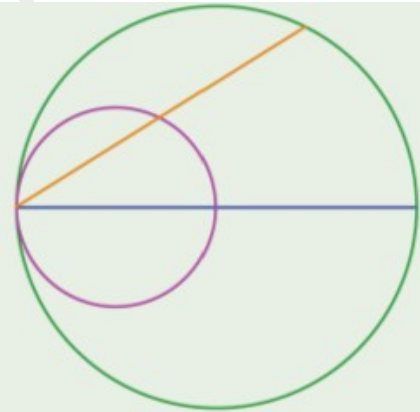
## 2 . CIRCLES – CLASS - 3

What did we study in the last class ?

- If we join the ends of a diameter of a circle to a point on the circle, we get a right angle .
- Angle in a semicircle is right
- If a pair of lines drawn from the ends of a diameter of a circle are perpendicular to each other, then they meet on the circle .

### Activity 1

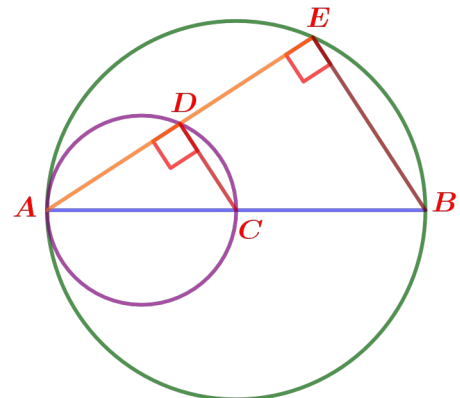
In the picture, a circle is drawn with a line as diameter and a smaller circle with half the line as diameter. Prove that any chord of the larger circle through the point where the circles meet is bisected by the small circle.



### Answer.

In the figure C is the centre of the larger circle .

AC is the diameter of the smaller circle and AB is the diameter of the larger circle .The chord AE of the larger circle cuts the smaller circle at D



$$\angle ADC = \angle AEB = 90^\circ$$

( Angle in a semicircle is right )

==> The line CD is perpendicular to the chord AE .

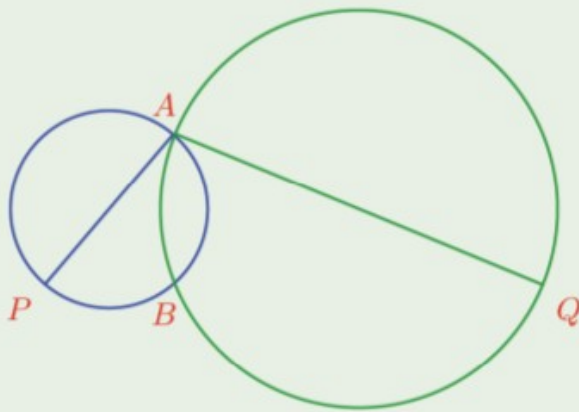
Therefore  $AD = DE$  ( The perpendicular from the centre of a circle to a chord bisects the chord )

**Points to be remember :**

**C is the centre of the larger circle and AE is a chord on it**

**Activity 2**

The two circles in the picture cross each other at  $A$  and  $B$ . The points  $P$  and  $Q$  are the other ends of the diameters through  $A$ .



- i) Prove that  $P, B, Q$  lie on a line.
- ii) Prove that  $PQ$  is parallel to the line joining the centres of the circles and is twice as long as this line.

**Answer.**

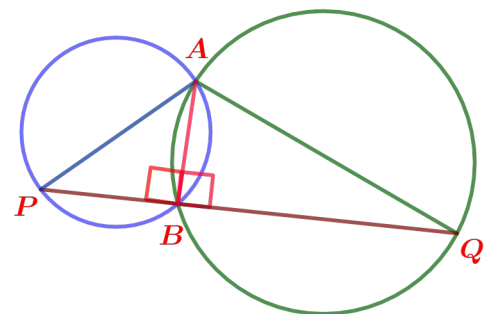
In the figure  $AP$  is the diameter of the smaller circle and  $AQ$  is the diameter of the larger circle .

i) Join  $AB$

$\angle ABP = 90^\circ$  ( Angle in a semicircle of diameter  $AP$  )

Also  $\angle ABQ = 90^\circ$  ( Angle in a semicircle of diameter  $AQ$  )

$P, B, Q$  line on a line . (  $\angle ABP + \angle ABQ = 90^\circ + 90^\circ = 180^\circ$  , linear pair )



ii) If we take the centre of the smaller circle as  $X$  and that of the larger circle is  $Y$ , we have

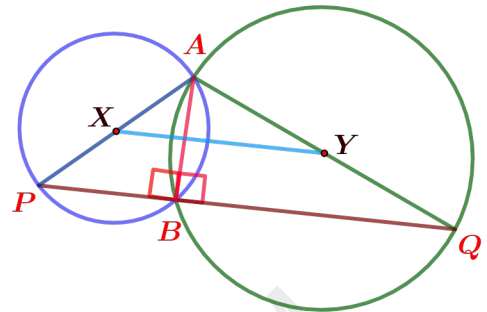
$$AX = PX$$

$$AY = QY \quad (\text{Radii of a circle are equal})$$

$\implies$  The line  $PQ$  is parallel to the side  $XY$ .

Also  $PQ = 2 \times XY$  (The line joining the midpoints

of any two sides of a triangle is parallel to its third side and the length of this line is half the length of the third side)



### Activity 3

Prove that the two circles drawn on the two equal sides of an isosceles triangle as diameters pass through the midpoint of the third side.

Answer.

In the figure  $AB = AC$

$D$  is the midpoint of  $BC$ .

$$BD = CD$$

Join  $AD$ .

The triangles  $ABD$  and  $ACD$  are equal

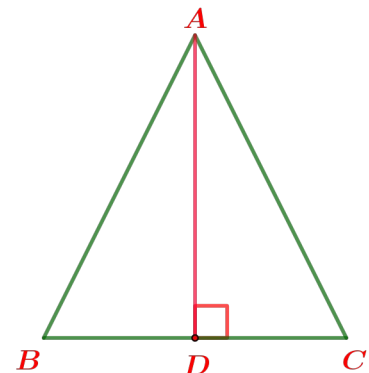
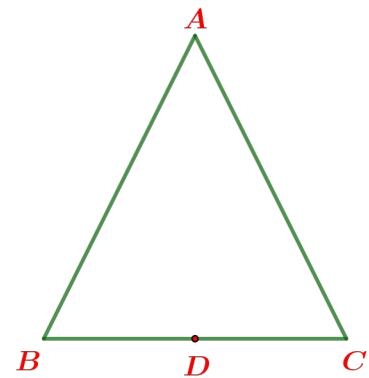
(Since  $AB = AC$ ,  $BD = CD$ ,  $AD = AD$ )

$$\implies \angle ADB = \angle ADC$$

Also  $\angle ADB + \angle ADC = 180^\circ$  (linear pair)

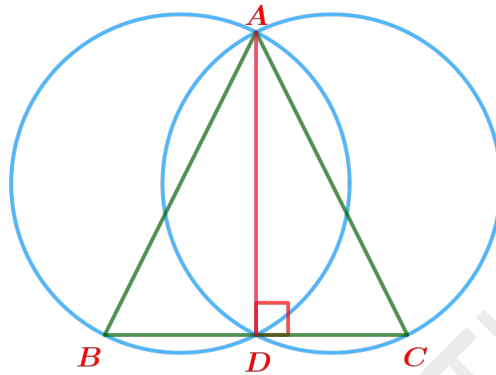
Therefore  $\angle ADB = \angle ADC = 90^\circ$

$\implies$  So the circle with diameter  $AB$  passes through  $D$ .



(  $\angle ADB = 90^\circ$  , If a pair of lines drawn from the ends of a diameter of a circle are perpendicular to each other , then they meet on the circle )

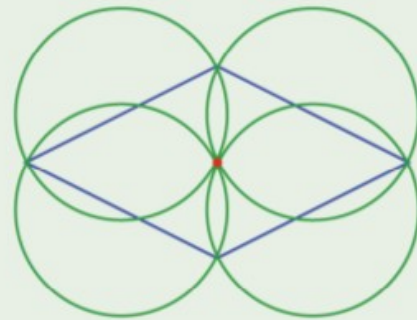
Similarly , the circle with diameter AC passes through D . (  $\angle ADC = 90^\circ$  )



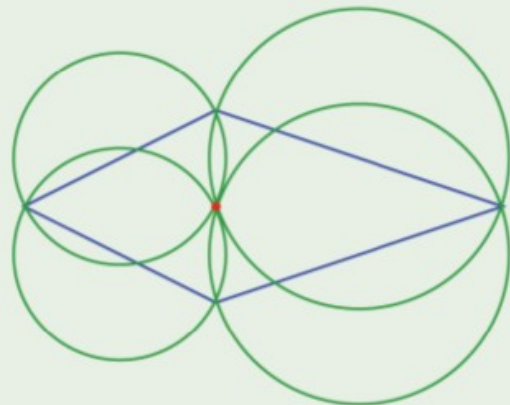
**More activities** ( Text book page 43 , 44 )

(3) If circles are drawn with each side of a triangle of sides 5 centimetres, 12 centimetres and 13 centimetres, as diameters, then with respect to each circle, where would be the third vertex?

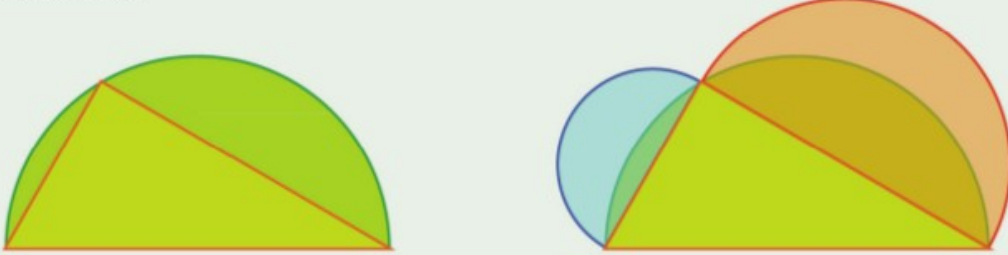
(8) Prove that all four circles drawn with the sides of a rhombus as diameters pass through a common point.



Prove that this is true for any quadrilateral with adjacent sides equal, as in the picture.



(9) A triangle is drawn by joining a point on a semicircle to the ends of the diameter. Then semicircles are drawn with the other two sides as diameter.



Prove that the sum of the areas of the blue and red crescents in the second picture is equal to the area of the triangle.

WANDOODOR GANITHA