

CHAPTER 1  
**The World of Designing**

Worksheet 2

Class 2 (17/06/2020)

---

[Click here to view the video lesson](#)

1. What is free software ? Give examples.

2. What are the characteristics of inkscape ?

\*

\*

\*

\*

\*

3. How to open inkscape sotware ?

Applications → ..... → inkscape

4. What are the characteristics of inkscape canvas ?

\* Canvas is transparent

\*

\*

5. How to change page properties ?

File → .....

6. List some important features available in Document properties.

\* Page size

\*

\*

CHAPTER 1  
The World of Designing

Worksheet 2

Class 2 (17/06/2020)

7. Observe the figure and complete the table given below

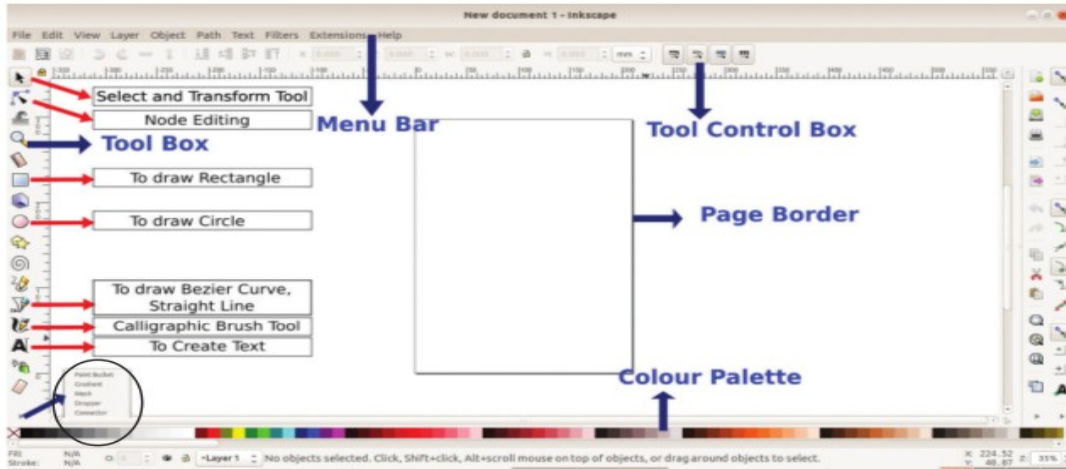









Fig. 1.1 Inkscape window

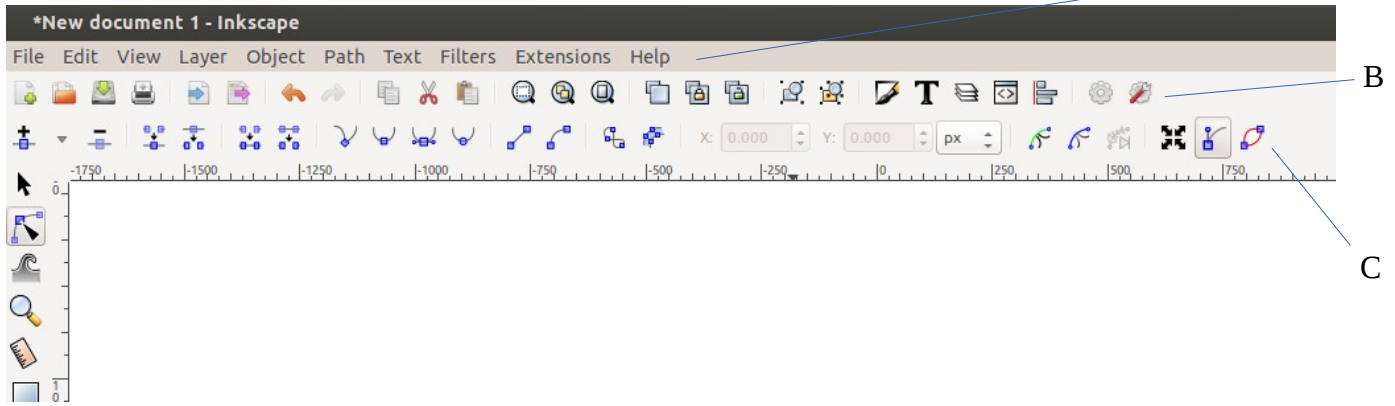
Icon	Tool
	
	
	
	
	
	
	

CHAPTER 1  
The World of Designing

Worksheet 2

Class 2 (17/06/2020)

8. Identify **Tool control box** in the figure given below.



9. List some important features available in Fill and stroke window.

- \*
- \*
- \*
- \*
- \*