



**ഡയറ്റ് പാലക്കാട്**  
പൊതുമുഖവിദ്യാഭ്യാസ വകുപ്പ്  
സമഗ്ര ശിക്ഷ കേരളം

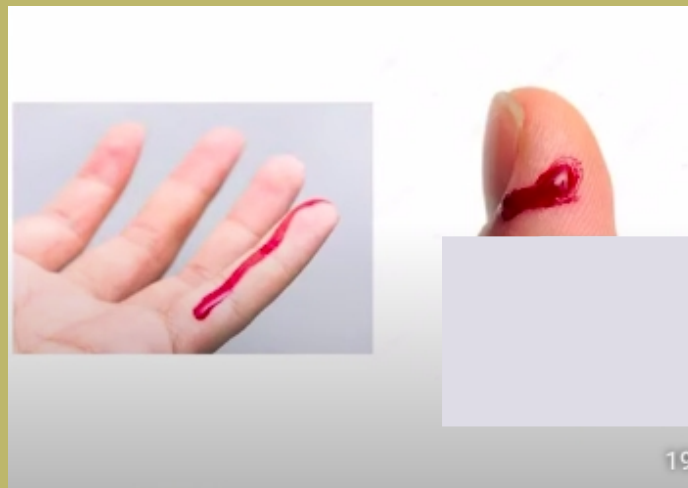


**BIOLOGY  
STD 10**

**WORK SHEET BASED ON FIRST BELL  
BIOLOGY CLASS 29 & 30**

**5**

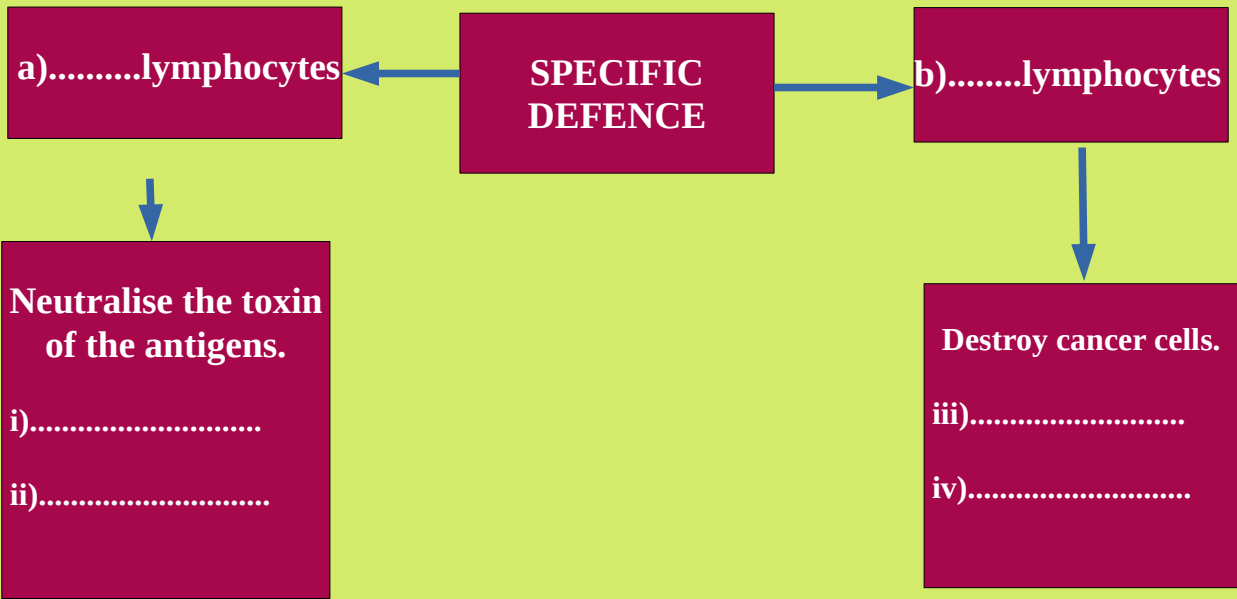
**Soldiers of Defense**



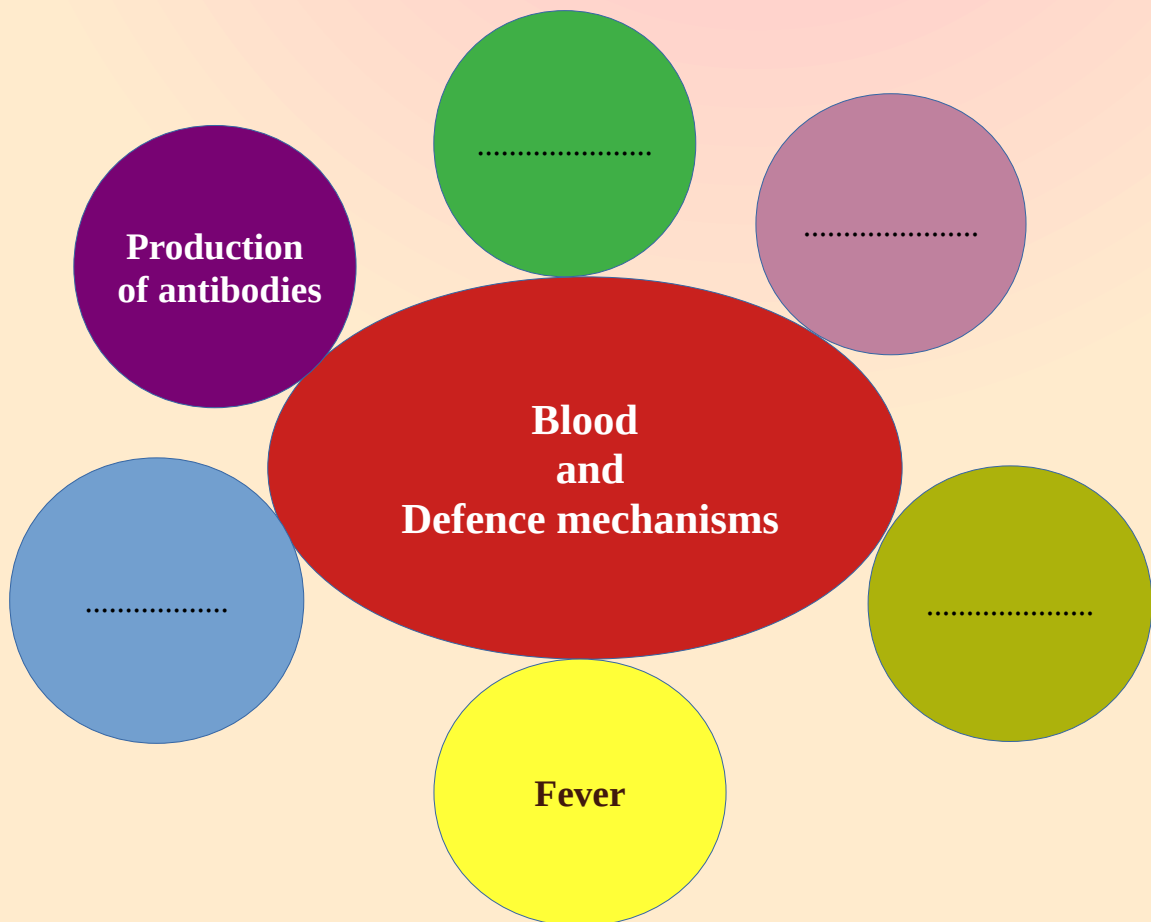
**1. Prepare a flow chart of blood clotting process using the statements given below:-**

- a) Thromboplastin converts prothrombin to thrombin.**
- b) Blood flows through the wound.**
- c) Blood clot is formed.**
- d) Thrombin converts fibrinogen to fibrin fibres.**
- d) Tissues and platelets at the site of wound degenerate to form the enzyme called Thromboplastin.**
- e) The red blood cells and platelets get entangled in the network of fibrin fibres.**

2. Complete the illustration regarding specific defence suitably.



3. Complete the illustration showing blood and defence mechanisms. Tabulate the defence mechanisms into specific defence mechanisms and non-specific defence mechanisms



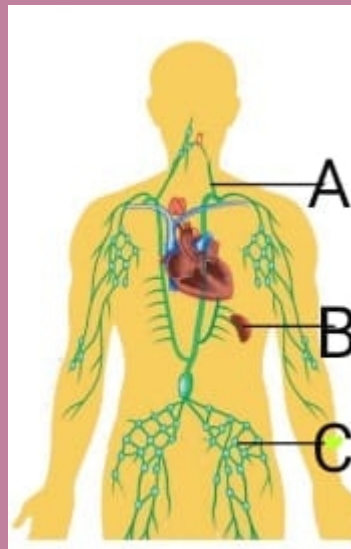
4. Rajesh and Rajeev wounded while playing in the school yard. The wound scar of Rajeev disappeared after some days, but that of Rajesh remained even after many years. Give reason.

5. Prakash took medicine for fever without consulting doctor. Do you agree with him? Validate your answer.

6.

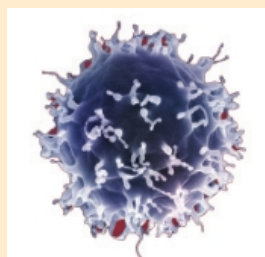
a) Identify the parts A, B & C in the given illustration of lymphatic system.

b) Name the parts which help to destroy disease-causing bacteria.



**Click the pictures for viewing the first bell classes again.**

**Class 29**



**Class 30**

