

Second Terminal Evaluation 2018-19

Basic Science

Class 6

Time : 2 hours

Instructions

1. 15 minutes cool off time for reading the questions.
2. Ten activities are given.
3. Answer any eight activities.

Activity - 1

Observe the picture of a device made by a child using a bottle filled with water, P.V.C pipe, string and a piece of rubber.



- a. When the device begins to function the bottle lifts upward. Which type of motion does the bottle show?
- b. Which type of motion does the rubber piece tied on the string show?
- c. Can you demonstrate any other motions using the materials from the above activity? Explain.
- d. Examine the following statements related to motion and write the correct one from the given groups.

- Object moves to either side based on a mean position.
- Fast oscillations of an object.
- Motion of an object along a straight line.

1. Oscillation, vibration, linear motion
2. Vibration, linear motion, circular motion
3. Oscillation, rotation, circular motion
4. Linear motion, circular motion, rotation.

Activity - 2

Observe the pictures



Picture (1)



Picture (2)



Picture (3)

- A. What types of fruits are shown in picture 1 and 3? What are their peculiarities?
B. Name another fruit similar to the picture (2)

The ovary of a flower develops into fruit and the ovule into seed.

- C. Explain the above statement based on the picture (2)

Activity 3


The different factors in an ecosystem observed by a child are given below.

Paddy, water, frog, grass hopper, air, crab, soil,
water snake, bacteria, algae, birds, fungi

- a. To which ecosystem do these factors belong?
b. Classify the given factors according to their peculiarities and arrange them in a table.

Activity 4

Observe the given picture of interconnected gears.



- Which gear rotates in the same direction as that of the gear 2 ?
- Compare the speed of the gears 2 and 3 when the device works. Explain the reason.
- Name any two devices which use gears. How do gears help the functioning of those devices?

Activity - 5

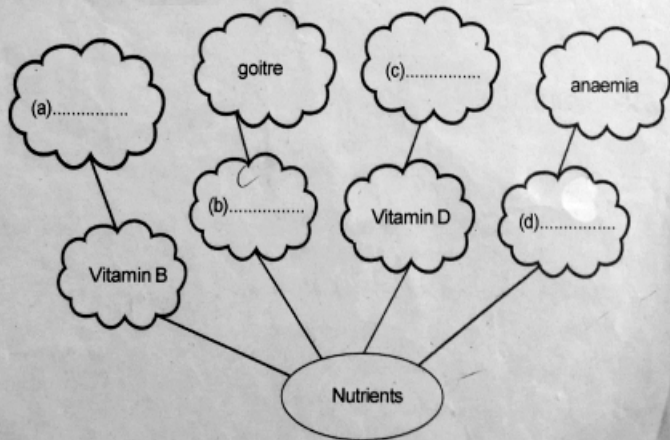
Various factors of a pond are given below.

Water, crab, frog, small fish, algae, bacteria, water snake

- Prepare a food chain using the suitable factors selected from the list.
- A hill is levelled and the soil is filled in a pond near a field. How does this affect the local ecosystem?
- Killing all the tigers in the forest is the best way to prevent them from attacking man. Do you agree with this statement? Why?

Activity - 6

- Complete the picturisation.



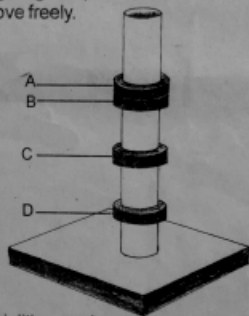
B. Complete the table with suitable food items selected from the given box.

Carrot, moringa leaf,
leafy vegetables,
jaggery, bran of cereals,
egg, seafood,
fruits, gooseberry

Deficiency Diseases	Food items to be included to prevent deficiency diseases.
Goitre	
Night blindness	
Mouth sores	

Activity - 7

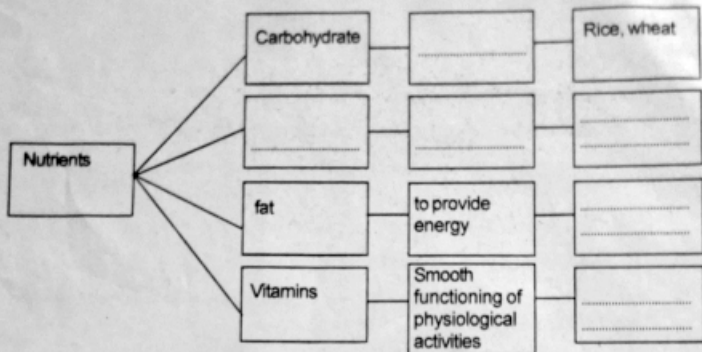
Observe the picturisation. The picture shows four ring magnets put one above the other on a PVC pipe fixed on a stand. The magnets can move freely.



- Examine the position of the magnets. What specialities can be seen related to attraction and repulsion.
- If the upper side of magnet 'A' is north, what will be the polarity of the upper side of magnet 'D'. Explain how did you find it out.
- Find out the odd one from the groups given below.
 - rubber, pin, safety pin, a piece of wood.
 - paper, plastic pen, silver anklet, safety pin
 - iron nail, pin, blade, safety pin
 - paper, rubber, iron nail, pin.

Activity - 8

A. Fill in the blanks with suitable terms.



B. Analyse the table and find out the correct statements related to the food items given below.

Food item -1	Food item -2
Traces of oil seen when rubbed on a paper	Deep blue colour is formed when a drop of iodine solution is added.

1. Food item 1 contains protein
2. Food item 2 contains fat
3. Food item 1 contains fat
4. Food item 2 contains starch

Activity -9

Read the conversation between two children.

Child 1

I eat fried meat and fish daily. I don't like vegetables

Child 2

At my home, we use meat and fish curry. Mother makes leafy vegetables, 'aviyal' and 'thoran' once in a week.

- A. Whose food habit do you agree with? Why?
- B. Write a short note to be presented in the school health club on the topic "The changing food habits of Keralites"

Activity – 10

When a sewing machine works

1. Circular motion is created when applying force on pedal.
 2. Motion from the large wheel is transferred to the small wheel through the string.
 3. The needle moves in a straight line when the small wheel rotates.
- A. Is there any mistake in the above statements? Explain.
- B. Examine the following situations. Find out the changes in motions while applying force in each situation.
1. The goal keeper catches the ball shot by the player of the opposite team.
 2. The player on the right wing passes the ball he got to the player on the left wing.
 3. A player kicks the ball that was passed from back to the goal post.