

# Assignments in Mathematics Class X (Term II)

## 11. CONSTRUCTIONS

### SUMMATIVE ASSESSMENT

#### MULTIPLE CHOICE QUESTIONS

[1 Mark]

#### A. Important Questions

- To divide a line segment AB in the ratio  $a : b$  ( $a, b$  are positive integers), first a ray AX is drawn such that  $\angle BAX$  is acute and then at equal distances points are marked on the ray AX such that the minimum number of points is :  
(a)  $a$       (b)  $b$       (c)  $a + b$       (d)  $a - b$
- To divide a line segment AB in the ratio  $5 : 6$ , first a ray AX is drawn such that  $\angle BAX$  is acute and then points  $P_1, P_2, P_3, \dots$  are located at equal distances on ray AX. The point B is joined to :  
(a)  $P_2$       (b)  $P_5$       (c)  $P_6$       (d)  $P_{11}$
- To divide a line segment AB in the ratio  $4 : 5$ , first a ray AX is drawn such that  $\angle BAX$  is acute and then a ray BY parallel to AX is drawn. Then on ray AX and BY, respectively the points  $A_1, A_2, A_3, \dots$  and  $B_1, B_2, B_3, \dots$  are located at equal distances. Now, we join the points :  
(a)  $A_4$  and  $B_9$       (b)  $A_5$  and  $B_4$   
(c)  $A_9$  and  $B_5$       (d)  $A_4$  and  $B_5$
- To divide a line segment AB in the ratio  $3 : 8$ , first a ray AX is drawn such that  $\angle BAX$  is acute and then at equal distances points  $A_1, A_2, A_3, \dots$  are marked on ray AX. Then point B is joined to  $A_{11}$  and a line parallel to  $A_{11}B$  is drawn through the point :  
(a)  $A_3$       (b)  $A_8$       (c)  $A_5$       (d)  $A_9$
- To draw a pair of tangents to a circle which are inclined to each other at an angle of  $40^\circ$ , it is required to draw tangents at the end points of those two radii of the circle, the angle between which is :  
(a)  $40^\circ$       (b)  $140^\circ$       (c)  $140^\circ$       (d)  $180^\circ$
- To locate the centre of a circle we take any two non-parallel chords and then find the point of intersection of their :  
(a) perpendicular bisectors      (b) angle bisectors  
(c) mid-points      (d) none of these
- The centre of a circle is not given and a point P outside the circle is given. From P, we :  
(a) cannot draw the pair of tangents to the circle  
(b) can always draw the pair of tangents to the circle  
(c) can draw the pair of tangents to the circle only when its radius is known  
(d) none of these
- To construct a triangle similar to a given triangle ABC with its sides  $\frac{3}{7}$  of the corresponding sides of  $\triangle ABC$ , first a ray AX is drawn such that  $\angle CBX$  is acute and X lies on the opposite side of A with respect to BC. Then points  $B_1, B_2, B_3, \dots$  on BX are located at equal distances and next step is to join :  
(a)  $B_{10}$  to C      (b)  $B_3$  to C  
(c)  $B_7$  to C      (d)  $B_4$  to C
- To construct a triangle similar to DABC with sides  $\frac{5}{3}$  of the corresponding sides of DABC, first draw a ray BX such that  $\angle CBX$  is acute and X is on the opposite side of A with respect to BC. The minimum number of points to be located on ray BX at equal distances is :  
(a) 3      (b) 5      (c) 8      (d) 2
- To construct a pair of tangents to a circle with centre O from a point P outside the circle, we first join OP. The next step is to :  
(a) draw the perpendicular bisector of OP  
(b) join P to any point on the circle  
(c) draw ray PX such that  $\angle OPX$  is acute  
(d) none of these

#### B. Questions From CBSE Examination Papers

- To draw a pair of tangents to a circle which are inclined to each other at an angle of  $60^\circ$ , it is required to draw the tangents at the end point of two radii inclined at an angle of : [2011 (T-II)]  
(a)  $120^\circ$       (b)  $60^\circ$       (c)  $30^\circ$       (d)  $90^\circ$
- To divide a line segment AB in the ratio  $3 : 4$ , we draw a ray AX, so that angle BAX is an acute angle, and then mark the point on the ray AX at equal distances such that the minimum number of these points is : [2011 (T-II)]

- (a) 3      (b) 4      (c) 7      (d) 12

3. To divide a line segment AB in the ratio 4 : 7, a ray AX is drawn first such that  $\angle BAX$  is an acute angle and then point  $A_1, A_2, A_3, \dots$  are located at equal distances on the ray AX and the point B is joined to :  
[2011 (T-II)]

- (a)  $A_{12}$     (b)  $A_{11}$     (c)  $A_{10}$     (d)  $A_9$

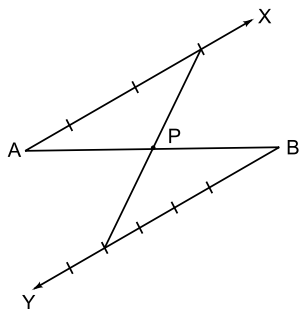
4. Given a triangle with side AB = 8 cm. To get a line segment  $AB' = \frac{3}{4}$  of AB, it is required to divide the line segment AB in the ratio :  
[2011 (T-II)]

- (a) 3 : 4    (b) 4 : 3    (c) 1 : 3    (d) 3 : 1

5. In drawing a triangle, it is given that AB = 3 cm, BC = 2 cm and AC = 6 cm. It is not possible to draw the triangle as :  
[2011 (T-II)]

- (a)  $AB > AC$                       (b)  $AB > BC$   
(c)  $AC > AB + BC$                 (d)  $AB < AC + BC$

6. In the figure, P divides AB internally in the ratio :  
[2011 (T-II)]



- (a) 3 : 4      (b) 4 : 3      (c) 3 : 7      (d) 4 : 7

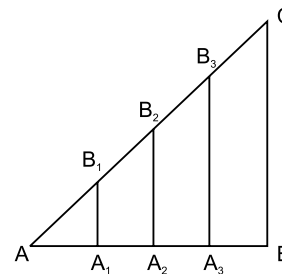
7. In the construction of triangle similar and larger to a given triangle as per given scale factor  $m : n$ , the construction is possible only when :

[2011 (T-II)]

- (a)  $m > n$                               (b)  $m = n$   
(c)  $m < n$   
(d) independent of scale factor

8. In the figure,  $AA_1 = A_1A_2 = A_2A_3 = A_3B$ . If  $B_1A_1 \parallel CB$ , then  $A_1$  divides AB in the ratio :

[2011 (T-II)]



- (a) 1 : 2    (b) 1 : 3    (c) 1 : 4    (d) 1 : 1

9. The sides of a triangle (in cm) are given below: In which case, the construction of triangle is not possible ?  
[2011 (T-II)]

- (a) 8, 7, 3    (b) 8, 6, 4    (c) 8, 4, 4    (d) 7, 6, 5

## SHORT ANSWER TYPE QUESTIONS

[2 Marks]

### A. Important Questions

Write 'T' for true and 'F' for false statement. In each case, give reason for your answer.

- We can always divide a line segment in the ratio  $\sqrt{2} : \frac{1}{\sqrt{2}}$  by geometrical construction.
- By geometrical construction, it is possible to divide a line segment in the ratio  $3 + 2\sqrt{2} : 3 - 2\sqrt{2}$ .
- We can draw a tangent to a circle from a point which lies in the interior of the circle.

- At any point on a circle, we can draw only one tangent.
- From a point P which lies in the exterior of the circle, we can draw exactly two tangents to the circle.
- A pair of tangents can be constructed to a circle inclined at an angle of  $105^\circ$ .
- A pair of tangents can be constructed from a point P to a circle of radius 4 cm situated at a distance of 3.5 cm from the centre.

## A. Important Questions

1. Draw a line segment  $AB = 7.5$  cm. Find a point P on it which divides it in the ratio  $2 : 7$ .
2. Draw a line segment of length  $7.6$  cm and divide it into the ratio  $5 : 8$ . Measure the two parts.
3. Three sides PQ, QR and PR of  $\Delta PQR$  are  $5$  cm,  $6$  cm and  $7$  cm respectively. Construct the  $\Delta PQR$ . Construct a  $\Delta PQ'R'$  such that each of its sides is  $\frac{2}{3}$  of corresponding sides of  $\Delta PQR$ .
4. Draw a right triangle ABC in which  $BC = 12$  cm,  $AB = 5$  cm and  $\angle B = 90^\circ$ . Construct a triangle similar to it and of scale factor  $\frac{5}{3}$ . Is the new triangle also a right triangle?
5. Construct a  $\Delta ABC$  in which  $AB = 5$  cm,  $\angle B = 60^\circ$ , altitude  $CD = 3$  cm. Construct a  $\Delta AQR$  similar to  $\Delta ABC$  such that each side of  $\Delta AQR$  is  $1.5$  times that of the corresponding side of  $\Delta ABC$ .
6. Construct a tangent to a circle of radius  $4$  cm from a point which is at a distance of  $6$  cm from its centre.
7. At a point P on the circle, draw a tangent, without using the centre of the circle.
8. Draw a pair of tangents to a circle of radius  $5$  cm which are inclined to each other at an angle of  $60^\circ$ .
9. Two line segments AB and AC include an angle of  $60^\circ$ , where  $AB = 5$  cm and  $AC = 7$  cm. Locate points P and Q on AB and AC respectively such that  $AP = \frac{3}{4} AB$  and  $AQ = \frac{1}{4} AC$ . Join P and Q and measure the length of PQ.
10. Given a rhombus ABCD in which  $AB = 4$  cm and  $\angle ABC = 60^\circ$ , divide it into two triangles say ABC and ADC by the diagonal AC. Construct the  $\Delta AB'C'$  similar to  $\Delta ABC$  with scale factor  $\frac{3}{5}$ . Draw a line segment  $C'D'$  parallel to CD, where  $D'$  lies on AD. Is  $AB'C'D'$  a rhombus?
11. Draw two concentric circles of radii  $3$  cm and  $5$  cm. Taking a point on outer circle construct the pair of tangents to the other.
12. Draw a circle of radius  $3$  cm. Take two points P and Q on one of its extended diameter each at a distance of  $7$  cm from its centre. Draw tangents to the circle from these two points P and Q.
13. Draw a circle of radius  $5$  cm. Construct a pair of tangents to it, the angle between which is  $30^\circ$ . Measure the distance between the centre of the circle and the point of intersection of the tangents.
14. Draw a line segment AB of length  $8$  cm. Taking A as centre, draw a circle of radius  $4$  cm and taking B as centre, draw another circle of radius  $3$  cm. Construct tangents to each circle from the centre of the other circle.
15. Draw a parallelogram ABCD in which  $BC = 5$  cm,  $AB = 3$  cm and  $\angle ABC = 60^\circ$ . Divide it into triangles BCD and ABD by the diagonal BD. Construct the  $\Delta BD'C'$  similar to  $\Delta BDC$  with scale factor  $\frac{4}{3}$ . Draw the line segment  $D'A'$  parallel to DA, where  $A'$  lies on extended side BA. Is  $A'BC'D'$  a parallelogram?

## B. Questions From CBSE Examination Papers

1. Construct a pair of tangents to a circle of radius  $4$  cm inclined at an angle of  $45^\circ$ . [2011 (T-II)]
2. Construct two circles of radii  $3$  cm and  $4$  cm whose centres are  $8$  cm apart. Draw the pair of tangents from the centre of each circle to the other circle. [2011 (T-II)]
3. Construct a triangle ABC in which  $AB = 5$  cm,  $\angle B = 60^\circ$  and the altitude  $CD = 3$  cm. Then construct another triangle whose sides are  $\frac{4}{5}$  times the corresponding sides of  $\Delta ABC$ . [2011 (T-II)]
4. Draw a circle of radius  $6$  cm. From a point  $10$  cm away from its centre, construct the pair of tangents to the circle and measure their lengths. [2011 (T-II)]
5. Draw a right triangle in which the sides (other than hypotenuse) are of lengths  $4$  cm and  $3$  cm. Then construct another triangle whose sides are  $\frac{3}{5}$  times the corresponding sides of the given triangle. [2011 (T-II)]
6. Construct a triangle ABC, in which base  $BC = 6$  cm,  $\angle B = 60^\circ$  and  $\angle BAC = 90^\circ$ . Then construct another triangle whose sides are  $\frac{3}{4}$  of the corresponding sides of  $\Delta ABC$ . [2011 (T-II)]
7. Draw a pair of tangents to a circle of radius  $3.5$  cm which are perpendicular to each other. [2011 (T-II)]

8. Draw a  $\triangle ABC$  with  $BC = 8$  cm,  $\angle ABC = 45^\circ$  and  $\angle BAC = 105^\circ$ . Then construct a triangle whose sides are  $\frac{2}{3}$  times the corresponding sides of the  $\triangle ABC$ . [2011 (T-II)]
9. Draw a triangle  $ABC$  with side  $BC = 7$  cm,  $\angle B = 45^\circ$ , and  $\angle A = 105^\circ$ . Then construct another triangle whose sides are  $\frac{3}{4}$  times the corresponding sides of  $\triangle ABC$ . [2011 (T-II)]
10. Draw a pair of tangents to a circle of radius 5 cm which are inclined to each other at an angle of  $60^\circ$ . [2011 (T-II)]
11. Draw a  $\triangle ABC$  with sides  $BC = 6$  cm,  $AB = 5$  cm and  $\angle ABC = 60^\circ$ . Construct a  $\triangle A'BC'$  similar to  $\triangle ABC$  such that sides of  $\triangle A'BC'$  are  $\frac{3}{4}$  of the corresponding sides of  $\triangle ABC$ . [2011 (T-II)]
12. Draw two tangents to a circle of radius 3.5 cm from a point  $P$  at a distance of 6 cm from its centre  $O$ . [2011 (T-II)]
13. Draw a right triangle in which the sides (other than hypotenuse) are of lengths 8 cm and 6 cm. Then construct another triangle whose sides are  $\frac{3}{5}$  times the corresponding sides of the given triangle. [2011 (T-II)]
14. Construct a  $\triangle ABC$  in which  $BC = 6.5$  cm,  $AB = 4.5$  cm and  $\angle ABC = 60^\circ$ . Construct a triangle similar to this triangle whose sides are  $\frac{4}{5}$  of the corresponding sides of the triangle  $ABC$ . [2009]
15. Draw a circle of radius 3 cm. From a point  $P$ , 6 cm away from its centre, construct a pair of tangents to the circle. Measure the lengths of the tangents. [2009]
16. Construct a  $\triangle ABC$  in which  $BC = 9$  cm,  $\angle B = 60^\circ$  and  $AB = 6$  cm. Then construct another triangle whose sides are  $\frac{2}{3}$  of the corresponding sides of  $\triangle ABC$ . [2010]

## FORMATIVE ASSESSMENT

### Converting a Triangle into a Square

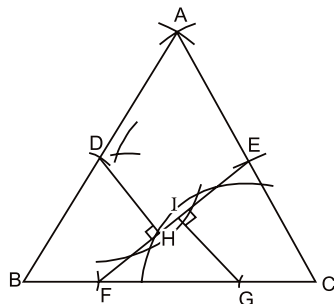
On a thick sheet of paper, construct an equilateral  $\triangle ABC$ .

Divide the triangle  $ABC$  into four pieces as shown in the figure,

Here,  $AD = BD$ ,  $AE = CE$

$BF = \frac{1}{4}BC$ ,  $CG = \frac{1}{4}BC$

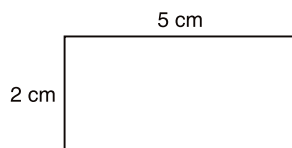
$DH \perp EF$  and  $GI \perp EF$



Cut the pieces out and rearrange the pieces to form a square.

### Converting a Rectangle into a Square

On a thick sheet of paper, draw a rectangle of dimensions 5 cm  $\times$  2 cm.



Using three straight cuts, divide the rectangle into 5 pieces such that these pieces when rearranged give a square.

### Making Rectangle From Squares


On thick sheets of paper, draw squares of sides 1 cm, 4 cm, 7 cm, 8 cm, 9 cm, 10 cm, 14 cm, 15 cm and 18 cm.

Cut out each square.

Now rearrange these square pieces to form a rectangle. Paste the arrangement on a sheet of paper.

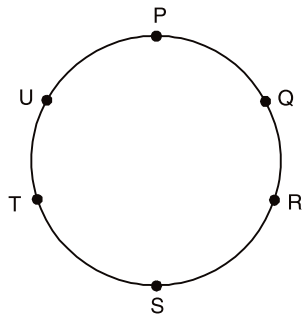
### Matchstick Puzzle

A  $3 \times 3$  array of matchsticks is given. From this array remove exactly four matchsticks to get five identical squares.



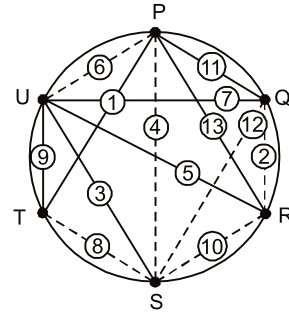
### A Mathematical Game

This is a game for two players. Six points  $P, Q, R, S, T, U$  are marked on the circumference of a circle. Player-1 uses red coloured pencil and player-2 uses green coloured pencil. They take turns to join a pair of points with a straight line. Can you tell how many such lines are possible?



Obviously there are 6 sides and 9 diagonals i.e. 15 such lines are possible. But, here the aim of the game is to avoid making a triangle of your colour with the vertices on the triangle. The player who do so will loose.

The result of a game is shown here with numbers to indicate the order in which the lines were drawn. The solid lines are drawn by player-1 and the dotted lines are drawn by player -2. It's player -2's turn and the only possible moves are TR and TQ, which complete  $\triangle TRS$  and  $\triangle TQS$ . Hence, player -2 loses the game.



**Exercise 11.1****Question 1:**

Draw a line segment of length 7.6 cm and divide it in the ratio 5:8. Measure the two parts. Give the justification of the construction.

Answer:

A line segment of length 7.6 cm can be divided in the ratio of 5:8 as follows.

**Step 1** Draw line segment AB of 7.6 cm and draw a ray AX making an acute angle with line segment AB.

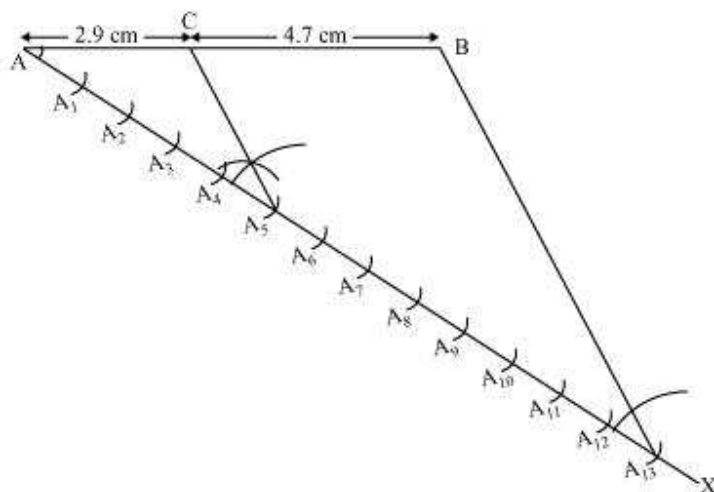
**Step 2** Locate 13 (= 5 + 8) points,  $A_1, A_2, A_3, A_4, \dots, A_{13}$ , on AX such that  $AA_1 = A_1A_2 = A_2A_3$  and so on.

**Step 3** Join  $BA_{13}$ .

**Step 4** Through the point  $A_5$ , draw a line parallel to  $BA_{13}$  (by making an angle equal to  $\angle AA_{13}B$ ) at  $A_5$  intersecting AB at point C.

C is the point dividing line segment AB of 7.6 cm in the required ratio of 5:8.

The lengths of AC and CB can be measured. It comes out to 2.9 cm and 4.7 cm respectively.

**Justification**

The construction can be justified by proving that



$$\frac{AC}{CB} = \frac{5}{8}$$

By construction, we have  $A_5C \parallel A_{13}B$ . By applying Basic proportionality theorem for the triangle  $AA_{13}B$ , we obtain

$$\frac{AC}{CB} = \frac{AA_5}{A_5A_{13}} \dots (1)$$

From the figure, it can be observed that  $AA_5$  and  $A_5A_{13}$  contain 5 and 8 equal divisions of line segments respectively.

$$\therefore \frac{AA_5}{A_5A_{13}} = \frac{5}{8} \dots (2)$$

On comparing equations (1) and (2), we obtain

$$\frac{AC}{CB} = \frac{5}{8}$$

This justifies the construction.

### Question 2:

Construct a triangle of sides 4 cm, 5cm and 6cm and then a triangle similar to it

whose sides are  $\frac{2}{3}$  of the corresponding sides of the first triangle.

Give the justification of the construction.

Answer:

#### Step 1

Draw a line segment  $AB = 4$  cm. Taking point A as centre, draw an arc of 5 cm radius. Similarly, taking point B as its centre, draw an arc of 6 cm radius. These arcs will intersect each other at point C. Now,  $AC = 5$  cm and  $BC = 6$  cm and  $\triangle ABC$  is the required triangle.

#### Step 2

Draw a ray  $AX$  making an acute angle with line  $AB$  on the opposite side of vertex C.

#### Step 3



Locate 3 points  $A_1, A_2, A_3$  (as 3 is greater between 2 and 3) on line  $AX$  such that  $AA_1 = A_1A_2 = A_2A_3$ .

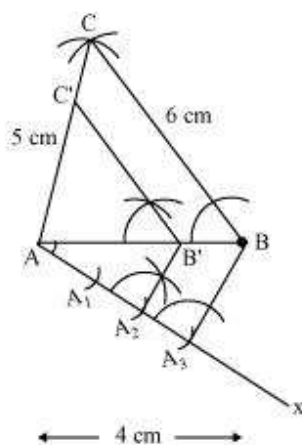
**Step 4**

Join  $BA_3$  and draw a line through  $A_2$  parallel to  $BA_3$  to intersect  $AB$  at point  $B'$ .

**Step 5**

Draw a line through  $B'$  parallel to the line  $BC$  to intersect  $AC$  at  $C'$ .

$\Delta AB'C'$  is the required triangle.

**Justification**

The construction can be justified by proving that

$$AB' = \frac{2}{3}AB, B'C' = \frac{2}{3}BC, AC' = \frac{2}{3}AC$$

By construction, we have  $B'C' \parallel BC$

$$\therefore \angle A B'C' = \angle ABC \text{ (Corresponding angles)}$$

In  $\Delta AB'C'$  and  $\Delta ABC$ ,

$$\angle AB'C' = \angle ABC \text{ (Proved above)}$$

$$\angle B'AC' = \angle BAC \text{ (Common)}$$

$$\therefore \Delta AB'C' \sim \Delta ABC \text{ (AA similarity criterion)}$$





$$\Rightarrow \frac{AB'}{AB} = \frac{B'C'}{BC} = \frac{AC'}{AC} \dots (1)$$

In  $\triangle AA_2B'$  and  $\triangle AA_3B$ ,

$$\angle A_2AB' = \angle A_3AB \text{ (Common)}$$

$$\angle AA_2B' = \angle AA_3B \text{ (Corresponding angles)}$$

$\therefore \triangle AA_2B' \sim \triangle AA_3B$  (AA similarity criterion)

$$\Rightarrow \frac{AB'}{AB} = \frac{AA_2}{AA_3}$$

$$\Rightarrow \frac{AB'}{AB} = \frac{2}{3} \dots (2)$$

From equations (1) and (2), we obtain

$$\frac{AB'}{AB} = \frac{B'C'}{BC} = \frac{AC'}{AC} = \frac{2}{3}$$

$$\Rightarrow AB' = \frac{2}{3}AB, B'C' = \frac{2}{3}BC, AC' = \frac{2}{3}AC$$

This justifies the construction.

### Question 3:

Construct a triangle with sides 5 cm, 6 cm and 7 cm and then another triangle whose

sides are  $\frac{7}{5}$  of the corresponding sides of the first triangle.

Give the justification of the construction.

Answer:

#### Step 1

Draw a line segment AB of 5 cm. Taking A and B as centre, draw arcs of 6 cm and 5 cm radius respectively. Let these arcs intersect each other at point C.  $\triangle ABC$  is the required triangle having length of sides as 5 cm, 6 cm, and 7 cm respectively.

#### Step 2

Draw a ray AX making acute angle with line AB on the opposite side of vertex C.

#### Step 3



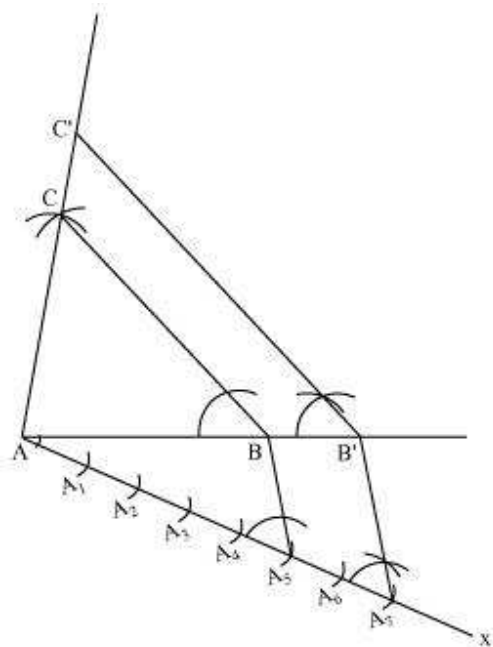
Locate 7 points,  $A_1, A_2, A_3, A_4, A_5, A_6, A_7$  (as 7 is greater between 5 and 7), on line AX such that  $AA_1 = A_1A_2 = A_2A_3 = A_3A_4 = A_4A_5 = A_5A_6 = A_6A_7$ .

**Step 4**

Join  $BA_5$  and draw a line through  $A_7$  parallel to  $BA_5$  to intersect extended line segment AB at point  $B'$ .

**Step 5**

Draw a line through  $B'$  parallel to BC intersecting the extended line segment AC at  $C'$ .  $\Delta AB'C'$  is the required triangle.

**Justification**

The construction can be justified by proving that

$$AB' = \frac{7}{5}AB, B'C' = \frac{7}{5}BC, AC' = \frac{7}{5}AC$$

In  $\Delta ABC$  and  $\Delta AB'C'$ ,

$$\angle ABC = \angle AB'C' \text{ (Corresponding angles)}$$

$$\angle BAC = \angle B'AC' \text{ (Common)}$$



$\therefore \triangle ABC \sim \triangle AB'C'$  (AA similarity criterion)

$$\Rightarrow \frac{AB}{AB'} = \frac{BC}{B'C'} = \frac{AC}{AC'} \dots (1)$$

In  $\triangle AA_5B$  and  $\triangle AA_7B'$ ,

$$\angle A_5AB = \angle A_7AB' \text{ (Common)}$$

$$\angle AA_5B = \angle AA_7B' \text{ (Corresponding angles)}$$

$\therefore \triangle AA_5B \sim \triangle AA_7B'$  (AA similarity criterion)

$$\Rightarrow \frac{AB}{AB'} = \frac{AA_5}{AA_7}$$

$$\Rightarrow \frac{AB}{AB'} = \frac{5}{7} \dots (2)$$

On comparing equations (1) and (2), we obtain

$$\frac{AB}{AB'} = \frac{BC}{B'C'} = \frac{AC}{AC'} = \frac{5}{7}$$

$$\Rightarrow AB' = \frac{7}{5}AB, B'C' = \frac{7}{5}BC, AC' = \frac{7}{5}AC$$

This justifies the construction.

#### Question 4:

Construct an isosceles triangle whose base is 8 cm and altitude 4 cm and then

another triangle whose sides are  $1\frac{1}{2}$  times the corresponding sides of the isosceles triangle.

Give the justification of the construction.

Answer:

Let us assume that  $\triangle ABC$  is an isosceles triangle having CA and CB of equal lengths, base AB of 8 cm, and AD is the altitude of 4 cm.

A  $\triangle AB'C'$  whose sides are  $\frac{3}{2}$  times of  $\triangle ABC$  can be drawn as follows.

**Step 1**

Draw a line segment AB of 8 cm. Draw arcs of same radius on both sides of the line segment while taking point A and B as its centre. Let these arcs intersect each other at O and O'. Join OO'. Let OO' intersect AB at D.

**Step 2**

Taking D as centre, draw an arc of 4 cm radius which cuts the extended line segment OO' at point C. An isosceles  $\triangle ABC$  is formed, having CD (altitude) as 4 cm and AB (base) as 8 cm.

**Step 3**

Draw a ray AX making an acute angle with line segment AB on the opposite side of vertex C.

**Step 4**

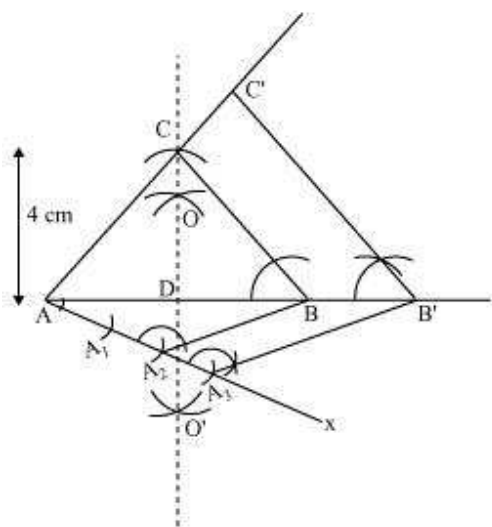
Locate 3 points (as 3 is greater between 3 and 2)  $A_1$ ,  $A_2$ , and  $A_3$  on AX such that  $AA_1 = A_1A_2 = A_2A_3$ .

**Step 5**

Join  $BA_2$  and draw a line through  $A_3$  parallel to  $BA_2$  to intersect extended line segment AB at point B'.

**Step 6**

Draw a line through B' parallel to BC intersecting the extended line segment AC at C'.  $\triangle AB'C'$  is the required triangle.



**Justification**

The construction can be justified by proving that

$$AB' = \frac{3}{2} AB, B'C' = \frac{3}{2} BC, AC' = \frac{3}{2} AC$$

In  $\triangle ABC$  and  $\triangle AB'C'$ ,

$\angle ABC = \angle AB'C'$  (Corresponding angles)

$\angle BAC = \angle B'AC'$  (Common)

$\therefore \triangle ABC \sim \triangle AB'C'$  (AA similarity criterion)

$$\Rightarrow \frac{AB}{AB'} = \frac{BC}{B'C'} = \frac{AC}{AC'} \dots (1)$$

In  $\triangle AA_2B$  and  $\triangle AA_3B'$ ,

$\angle A_2AB = \angle A_3AB'$  (Common)

$\angle AA_2B = \angle AA_3B'$  (Corresponding angles)

$\therefore \triangle AA_2B \sim \triangle AA_3B'$  (AA similarity criterion)

$$\Rightarrow \frac{AB}{AB'} = \frac{AA_2}{AA_3}$$

$$\Rightarrow \frac{AB}{AB'} = \frac{2}{3} \dots (2)$$



On comparing equations (1) and (2), we obtain

$$\frac{AB}{AB'} = \frac{BC}{B'C'} = \frac{AC}{AC'} = \frac{2}{3}$$

$$\Rightarrow AB' = \frac{3}{2}AB, B'C' = \frac{3}{2}BC, AC' = \frac{3}{2}AC$$

This justifies the construction.

**Question 5:**

Draw a triangle ABC with side BC = 6 cm, AB = 5 cm and  $\angle ABC = 60^\circ$ . Then

construct a triangle whose sides are  $\frac{3}{4}$  of the corresponding sides of the triangle ABC. Give the justification of the construction.

Answer:

A  $\Delta A'BC'$  whose sides are  $\frac{3}{4}$  of the corresponding sides of  $\Delta ABC$  can be drawn as follows.

**Step 1**

Draw a  $\Delta ABC$  with side BC = 6 cm, AB = 5 cm and  $\angle ABC = 60^\circ$ .

**Step 2**

Draw a ray BX making an acute angle with BC on the opposite side of vertex A.

**Step 3**

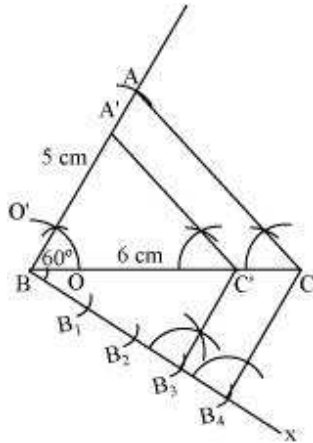
Locate 4 points (as 4 is greater in 3 and 4),  $B_1, B_2, B_3, B_4$ , on line segment BX.

**Step 4**

Join  $B_4C$  and draw a line through  $B_3$ , parallel to  $B_4C$  intersecting BC at  $C'$ .

**Step 5**

Draw a line through  $C'$  parallel to AC intersecting AB at  $A'$ .  $\Delta A'BC'$  is the required triangle.



**Justification**

The construction can be justified by proving

$$A'B = \frac{3}{4} AB, BC' = \frac{3}{4} BC, A'C' = \frac{3}{4} AC$$

In  $\Delta A'BC'$  and  $\Delta ABC$ ,

$\angle A'C'B = \angle ACB$  (Corresponding angles)

$\angle A'BC' = \angle ABC$  (Common)

$\therefore \Delta A'BC' \sim \Delta ABC$  (AA similarity criterion)

$$\Rightarrow \frac{A'B}{AB} = \frac{BC'}{BC} = \frac{A'C'}{AC} \dots (1)$$

In  $\Delta BB_3C'$  and  $\Delta BB_4C$ ,

$\angle B_3BC' = \angle B_4BC$  (Common)

$\angle BB_3C' = \angle BB_4C$  (Corresponding angles)

$\therefore \Delta BB_3C' \sim \Delta BB_4C$  (AA similarity criterion)

$$\Rightarrow \frac{BC'}{BC} = \frac{BB_3}{BB_4}$$

$$\Rightarrow \frac{BC'}{BC} = \frac{3}{4} \dots (2)$$

From equations (1) and (2), we obtain



$$\frac{A'B}{AB} = \frac{BC'}{BC} = \frac{A'C'}{AC} = \frac{3}{4}$$

$$\Rightarrow A'B = \frac{3}{4}AB, BC' = \frac{3}{4}BC, A'C' = \frac{3}{4}AC$$

This justifies the construction.

### Question 6:

Draw a triangle ABC with side BC = 7 cm,  $\angle B = 45^\circ$ ,  $\angle A = 105^\circ$ . Then, construct a

triangle whose sides are  $\frac{4}{3}$  times the corresponding side of  $\triangle ABC$ . Give the justification of the construction.

Answer:

$$\angle B = 45^\circ, \angle A = 105^\circ$$

Sum of all interior angles in a triangle is  $180^\circ$ .

$$\angle A + \angle B + \angle C = 180^\circ$$

$$105^\circ + 45^\circ + \angle C = 180^\circ$$

$$\angle C = 180^\circ - 150^\circ$$

$$\angle C = 30^\circ$$

The required triangle can be drawn as follows.

#### Step 1

Draw a  $\triangle ABC$  with side BC = 7 cm,  $\angle B = 45^\circ$ ,  $\angle C = 30^\circ$ .

#### Step 2

Draw a ray BX making an acute angle with BC on the opposite side of vertex A.

#### Step 3

Locate 4 points (as 4 is greater in 4 and 3),  $B_1, B_2, B_3, B_4$ , on BX.

#### Step 4

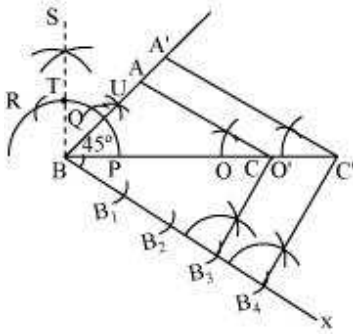
Join  $B_3C$ . Draw a line through  $B_4$  parallel to  $B_3C$  intersecting extended BC at  $C'$ .

#### Step 5





Through  $C'$ , draw a line parallel to  $AC$  intersecting extended line segment at  $C'$ .  
 $\Delta A'BC'$  is the required triangle.



**Justification**

The construction can be justified by proving that

$$A'B = \frac{4}{3}AB, BC' = \frac{4}{3}BC, A'C' = \frac{4}{3}AC$$

In  $\Delta ABC$  and  $\Delta A'BC'$ ,

$$\angle ABC = \angle A'BC' \text{ (Common)}$$

$$\angle ACB = \angle A'C'B \text{ (Corresponding angles)}$$

$\therefore \Delta ABC \sim \Delta A'BC'$  (AA similarity criterion)

$$\Rightarrow \frac{AB}{A'B} = \frac{BC}{BC'} = \frac{AC}{A'C'} \dots (1)$$

In  $\Delta BB_3C$  and  $\Delta BB_4C'$ ,

$$\angle B_3BC = \angle B_4BC' \text{ (Common)}$$

$$\angle BB_3C = \angle BB_4C' \text{ (Corresponding angles)}$$

$\therefore \Delta BB_3C \sim \Delta BB_4C'$  (AA similarity criterion)

$$\Rightarrow \frac{BC}{BC'} = \frac{BB_3}{BB_4}$$

$$\Rightarrow \frac{BC}{BC'} = \frac{3}{4} \dots (2)$$

On comparing equations (1) and (2), we obtain



$$\frac{AB}{A'B} = \frac{BC}{BC'} = \frac{AC}{A'C'} = \frac{3}{4}$$
$$\Rightarrow A'B = \frac{4}{3}AB, BC' = \frac{4}{3}BC, A'C' = \frac{4}{3}AC$$

This justifies the construction.

**Question 7:**

Draw a right triangle in which the sides (other than hypotenuse) are of lengths 4 cm and 3 cm. Construct another triangle whose sides are  $\frac{5}{3}$  times the corresponding sides of the given triangle. Give the justification of the construction.

Answer:

It is given that sides other than hypotenuse are of lengths 4 cm and 3 cm. Clearly, these will be perpendicular to each other.

The required triangle can be drawn as follows.

**Step 1**

Draw a line segment  $AB = 4$  cm. Draw a ray  $SA$  making  $90^\circ$  with it.

**Step 2**

Draw an arc of 3 cm radius while taking  $A$  as its centre to intersect  $SA$  at  $C$ . Join  $BC$ .  $\triangle ABC$  is the required triangle.

**Step 3**

Draw a ray  $AX$  making an acute angle with  $AB$ , opposite to vertex  $C$ .

**Step 4**

Locate 5 points (as 5 is greater in 5 and 3),  $A_1, A_2, A_3, A_4, A_5$ , on line segment  $AX$  such that  $AA_1 = A_1A_2 = A_2A_3 = A_3A_4 = A_4A_5$ .

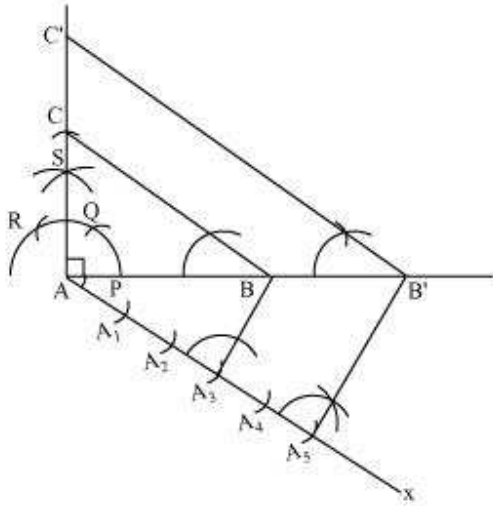
**Step 5**

Join  $A_3B$ . Draw a line through  $A_5$  parallel to  $A_3B$  intersecting extended line segment  $AB$  at  $B'$ .

**Step 6**



Through  $B'$ , draw a line parallel to  $BC$  intersecting extended line segment  $AC$  at  $C'$ .  
 $\triangle AB'C'$  is the required triangle.



**Justification**

The construction can be justified by proving that

$$AB' = \frac{5}{3} AB, B'C' = \frac{5}{3} BC, AC' = \frac{5}{3} AC$$

In  $\triangle ABC$  and  $\triangle AB'C'$ ,

$$\angle ABC = \angle AB'C' \text{ (Corresponding angles)}$$

$$\angle BAC = \angle B'AC' \text{ (Common)}$$

$\therefore \triangle ABC \sim \triangle AB'C'$  (AA similarity criterion)

$$\Rightarrow \frac{AB}{AB'} = \frac{BC}{B'C'} = \frac{AC}{AC'} \dots (1)$$

In  $\triangle AA_3B$  and  $\triangle AA_5B'$ ,

$$\angle A_3AB = \angle A_5AB' \text{ (Common)}$$

$$\angle AA_3B = \angle AA_5B' \text{ (Corresponding angles)}$$

$\therefore \triangle AA_3B \sim \triangle AA_5B'$  (AA similarity criterion)



$$\Rightarrow \frac{AB}{AB'} = \frac{AA_3}{AA_5}$$

$$\Rightarrow \frac{AB}{AB'} = \frac{3}{5} \quad \dots(2)$$

On comparing equations (1) and (2), we obtain

$$\frac{AB}{AB'} = \frac{BC}{B'C'} = \frac{AC}{AC'} = \frac{3}{5}$$

$$\Rightarrow AB' = \frac{5}{3}AB, B'C' = \frac{5}{3}BC, AC' = \frac{5}{3}AC$$

This justifies the construction.

**Exercise 11.2****Question 1:**

Draw a circle of radius 6 cm. From a point 10 cm away from its centre, construct the pair of tangents to the circle and measure their lengths. Give the justification of the construction.

Answer:

A pair of tangents to the given circle can be constructed as follows.

**Step 1**

Taking any point O of the given plane as centre, draw a circle of 6 cm radius. Locate a point P, 10 cm away from O. Join OP.

**Step 2**

Bisect OP. Let M be the mid-point of PO.

**Step 3**

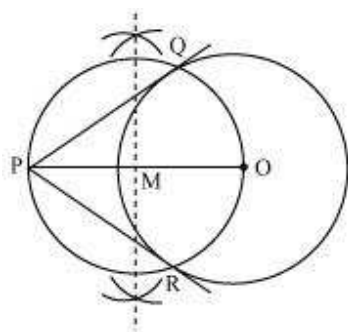
Taking M as centre and MO as radius, draw a circle.

**Step 4**

Let this circle intersect the previous circle at point Q and R.

**Step 5**

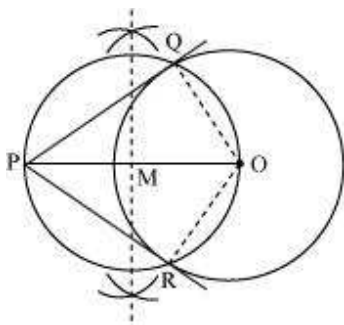
Join PQ and PR. PQ and PR are the required tangents.



The lengths of tangents PQ and PR are 8 cm each.

**Justification**

The construction can be justified by proving that PQ and PR are the tangents to the circle (whose centre is O and radius is 6 cm). For this, join OQ and OR.



$\angle PQO$  is an angle in the semi-circle. We know that angle in a semi-circle is a right angle.

$$\therefore \angle PQO = 90^\circ$$

$$\Rightarrow OQ \perp PQ$$

Since  $OQ$  is the radius of the circle,  $PQ$  has to be a tangent of the circle. Similarly,  $PR$  is a tangent of the circle

**Question 2:**

Construct a tangent to a circle of radius 4 cm from a point on the concentric circle of radius 6 cm and measure its length. Also verify the measurement by actual calculation. Give the justification of the construction.

Answer:

Tangents on the given circle can be drawn as follows.

**Step 1**

Draw a circle of 4 cm radius with centre as  $O$  on the given plane.

**Step 2**

Draw a circle of 6 cm radius taking  $O$  as its centre. Locate a point  $P$  on this circle and join  $OP$ .

**Step 3**

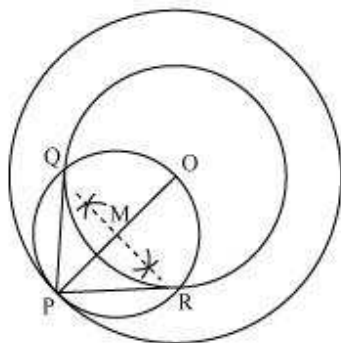
Bisect  $OP$ . Let  $M$  be the mid-point of  $PO$ .

**Step 4**

Taking  $M$  as its centre and  $MO$  as its radius, draw a circle. Let it intersect the given circle at the points  $Q$  and  $R$ .

**Step 5**

Join PQ and PR. PQ and PR are the required tangents.



It can be observed that PQ and PR are of length 4.47 cm each.

In  $\Delta PQO$ ,

Since PQ is a tangent,

$$\angle PQO = 90^\circ$$

$$PO = 6 \text{ cm}$$

$$QO = 4 \text{ cm}$$

Applying Pythagoras theorem in  $\Delta PQO$ , we obtain

$$PQ^2 + QO^2 = PO^2$$

$$PQ^2 + (4)^2 = (6)^2$$

$$PQ^2 + 16 = 36$$

$$PQ^2 = 36 - 16$$

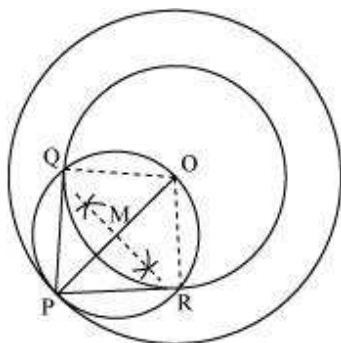
$$PQ^2 = 20$$

$$PQ = 2\sqrt{5}$$

$$PQ = 4.47 \text{ cm}$$

**Justification**

The construction can be justified by proving that PQ and PR are the tangents to the circle (whose centre is O and radius is 4 cm). For this, let us join OQ and OR.



$\angle PQR$  is an angle in the semi-circle. We know that angle in a semi-circle is a right angle.

$$\therefore \angle PQR = 90^\circ$$

$$\Rightarrow OQ \perp PQ$$

Since  $OQ$  is the radius of the circle,  $PQ$  has to be a tangent of the circle. Similarly,  $PR$  is a tangent of the circle

**Question 3:**

Draw a circle of radius 3 cm. Take two points  $P$  and  $Q$  on one of its extended diameter each at a distance of 7 cm from its centre. Draw tangents to the circle from these two points  $P$  and  $Q$ . Give the justification of the construction.

Answer:

The tangent can be constructed on the given circle as follows.

**Step 1**

Taking any point  $O$  on the given plane as centre, draw a circle of 3 cm radius.

**Step 2**

Take one of its diameters,  $PQ$ , and extend it on both sides. Locate two points on this diameter such that  $OR = OS = 7$  cm

**Step 3**

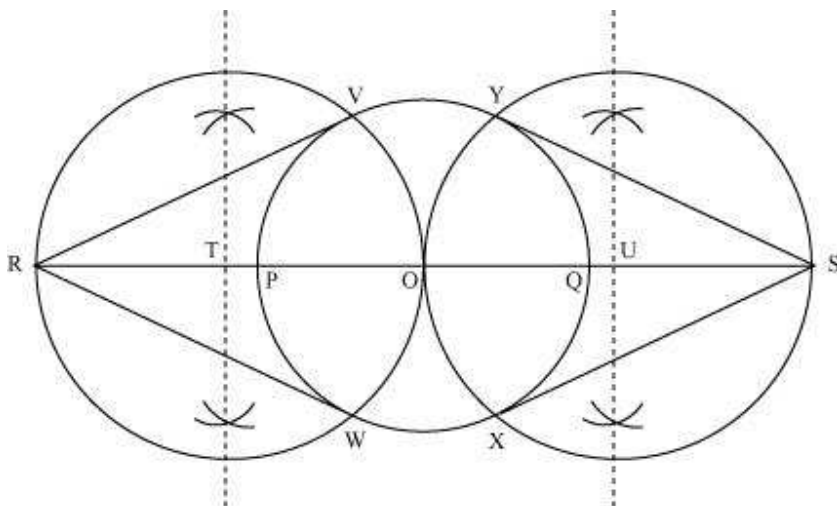
Bisect  $OR$  and  $OS$ . Let  $T$  and  $U$  be the mid-points of  $OR$  and  $OS$  respectively.

**Step 4**

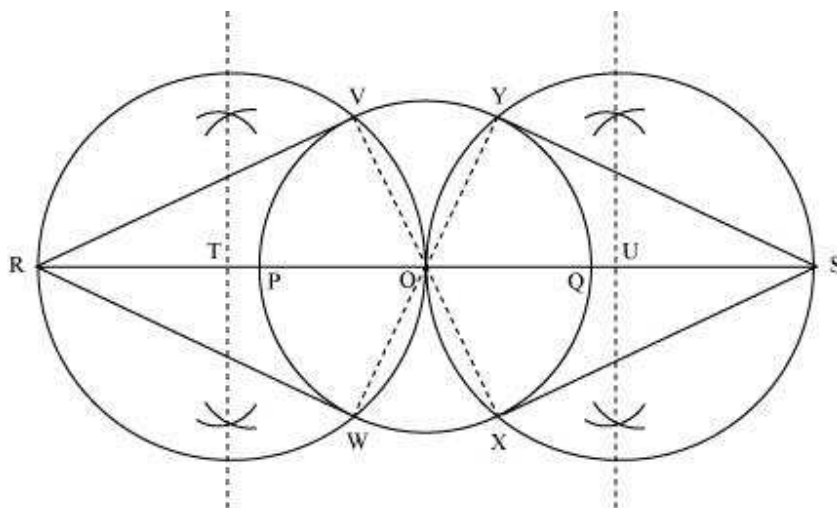




Taking T and U as its centre and with TO and UO as radius, draw two circles. These two circles will intersect the circle at point V, W, X, Y respectively. Join RV, RW, SX, and SY. These are the required tangents.

**Justification**

The construction can be justified by proving that RV, RW, SY, and SX are the tangents to the circle (whose centre is O and radius is 3 cm). For this, join OV, OW, OX, and OY.





$\angle RVO$  is an angle in the semi-circle. We know that angle in a semi-circle is a right angle.

$$\therefore \angle RVO = 90^\circ$$

$$\Rightarrow OV \perp RV$$

Since  $OV$  is the radius of the circle,  $RV$  has to be a tangent of the circle. Similarly,  $OW$ ,  $OX$ , and  $OY$  are the tangents of the circle

**Question 4:**

Draw a pair of tangents to a circle of radius 5 cm which are inclined to each other at an angle of  $60^\circ$ . Give the justification of the construction.

Answer:

The tangents can be constructed in the following manner:

**Step 1**

Draw a circle of radius 5 cm and with centre as  $O$ .

**Step 2**

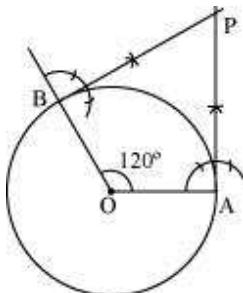
Take a point  $A$  on the circumference of the circle and join  $OA$ . Draw a perpendicular to  $OA$  at point  $A$ .

**Step 3**

Draw a radius  $OB$ , making an angle of  $120^\circ$  ( $180^\circ - 60^\circ$ ) with  $OA$ .

**Step 4**

Draw a perpendicular to  $OB$  at point  $B$ . Let both the perpendiculars intersect at point  $P$ .  $PA$  and  $PB$  are the required tangents at an angle of  $60^\circ$ .



**Justification**

The construction can be justified by proving that  $\angle APB = 60^\circ$



By our construction

$$\angle OAP = 90^\circ$$

$$\angle OBP = 90^\circ$$

$$\text{And } \angle AOB = 120^\circ$$

We know that the sum of all interior angles of a quadrilateral =  $360^\circ$

$$\angle OAP + \angle AOB + \angle OBP + \angle APB = 360^\circ$$

$$90^\circ + 120^\circ + 90^\circ + \angle APB = 360^\circ$$

$$\angle APB = 60^\circ$$

This justifies the construction.

#### Question 5:

Draw a line segment AB of length 8 cm. Taking A as centre, draw a circle of radius 4 cm and taking B as centre, draw another circle of radius 3 cm. Construct tangents to each circle from the centre of the other circle. Give the justification of the construction.

Answer:

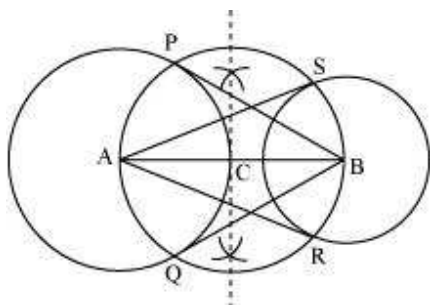
The tangents can be constructed on the given circles as follows.

#### Step 1

Draw a line segment AB of 8 cm. Taking A and B as centre, draw two circles of 4 cm and 3 cm radius.

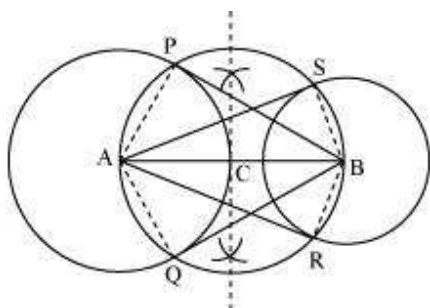
#### Step 2

Bisect the line AB. Let the mid-point of AB be C. Taking C as centre, draw a circle of AC radius which will intersect the circles at points P, Q, R, and S. Join BP, BQ, AS, and AR. These are the required tangents.



**Justification**

The construction can be justified by proving that AS and AR are the tangents of the circle (whose centre is B and radius is 3 cm) and BP and BQ are the tangents of the circle (whose centre is A and radius is 4 cm). For this, join AP, AQ, BS, and BR.



$\angle ASB$  is an angle in the semi-circle. We know that an angle in a semi-circle is a right angle.

$$\therefore \angle ASB = 90^\circ$$

$$\Rightarrow BS \perp AS$$

Since BS is the radius of the circle, AS has to be a tangent of the circle. Similarly, AR, BP, and BQ are the tangents.

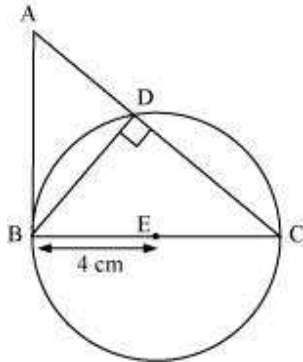
**Question 6:**

Let ABC be a right triangle in which  $AB = 6$  cm,  $BC = 8$  cm and  $\angle B = 90^\circ$ . BD is the perpendicular from B on AC. The circle through B, C, and D is drawn. Construct the tangents from A to this circle. Give the justification of the construction.

Answer:



Consider the following situation. If a circle is drawn through B, D, and C, BC will be its diameter as  $\angle BDC$  is of measure  $90^\circ$ . The centre E of this circle will be the mid-point of BC.



The required tangents can be constructed on the given circle as follows.

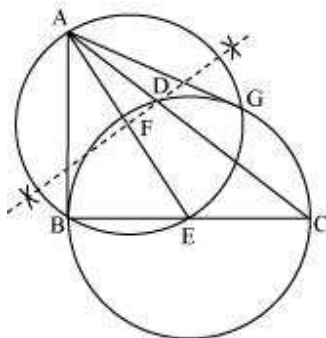
**Step 1**

Join AE and bisect it. Let F be the mid-point of AE.

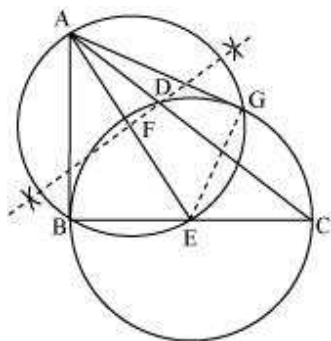
**Step 2**

Taking F as centre and FE as its radius, draw a circle which will intersect the circle at point B and G. Join AG.

AB and AG are the required tangents.

**Justification**

The construction can be justified by proving that AG and AB are the tangents to the circle. For this, join EG.



$\angle AGE$  is an angle in the semi-circle. We know that an angle in a semi-circle is a right angle.

$$\therefore \angle AGE = 90^\circ$$

$$\Rightarrow EG \perp AG$$

Since  $EG$  is the radius of the circle,  $AG$  has to be a tangent of the circle.

Already,  $\angle B = 90^\circ$

$$\Rightarrow AB \perp BE$$

Since  $BE$  is the radius of the circle,  $AB$  has to be a tangent of the circle.

#### Question 7:

Draw a circle with the help of a bangle. Take a point outside the circle. Construct the pair of tangents from this point to the circles. Give the justification of the construction.

Answer:

The required tangents can be constructed on the given circle as follows.

#### Step 1

Draw a circle with the help of a bangle.

#### Step 2

Take a point  $P$  outside this circle and take two chords  $QR$  and  $ST$ .

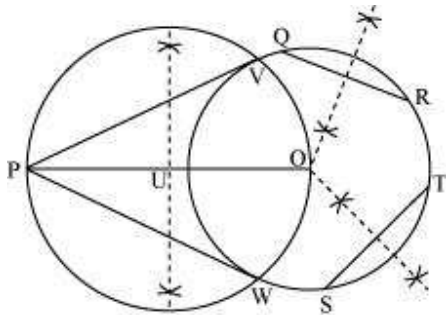
#### Step 3

Draw perpendicular bisectors of these chords. Let them intersect each other at point  $O$ .

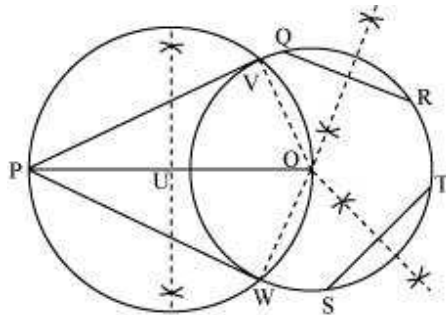
**Step 4**

Join PO and bisect it. Let U be the mid-point of PO. Taking U as centre, draw a circle of radius OU, which will intersect the circle at V and W. Join PV and PW.

PV and PW are the required tangents.

**Justification**

The construction can be justified by proving that PV and PW are the tangents to the circle. For this, first of all, it has to be proved that O is the centre of the circle. Let us join OV and OW.



We know that perpendicular bisector of a chord passes through the centre. Therefore, the perpendicular bisector of chords QR and ST pass through the centre. It is clear that the intersection point of these perpendicular bisectors is the centre of the circle.  $\angle PVO$  is an angle in the semi-circle. We know that an angle in a semi-circle is a right angle.

$$\therefore \angle PVO = 90^\circ$$

$$\Rightarrow OV \perp PV$$



Since  $OV$  is the radius of the circle,  $PV$  has to be a tangent of the circle. Similarly,  $PW$  is a tangent of the circle.

