

ICT FOCUS AREA

UNIT NO.	NAME OF UNIT	FIELDS
1	THE WORLD OF DESIGN	THEORY AND PRACTICAL
2	PUBLISHING	
4	PYTHON GRAPHICS	
9	MOVING IMAGES	
5	NETWORKING	THEORY
10	OPERATING SYSTEMS	

CHAPTETR 01

- 1) Which of the following picture is suitable to be included in a) Poster created in Inkscape software without losing its clarity?
 - a) image.jpg
 - b) image.svg**
 - c) image.png
 - d) image.bmp
- 2) Which of the following option will be used to arrange one of the two objects drawn in Inkscape above the other?
 - a) Raise**
 - b) Below
 - c) Up
 - d) Down
- 3) Which one of the following technique is used to change the depth of the colour given to an object?
 - a) Flat color
 - b) Opacity**
 - c) Path
 - d) Offset
- 4) Select the activity that can be done using the tab Stroke paint in Fill and Stroke window.
 - a) To give colour to the object
 - b) To remove the colour of the object.
 - c) To give colour to the outline of the object.**
 - d) To change the style of the object.
- 5) Which one of the following is a Vector Image file?
 - Circle.png
 - Circle.jpg
 - **Circle.svg**
 - Circle.gif
- 6) Anu included a picture image.png to the poster drawn in Inkscape

and enlarged it. Which of the following statements is true about it?

- The clarity is not changed as enlarged
- **The clarity reduces as enlarged**
- The clarity increases as enlarged
- All the above three statements are wrong.

7) Name the technique suitable to combine more than one picture as a single unit.

- Clip
- Mask
- Transform
- **Group**

8) Choose the suitable option to export a picture in Inkscape with the same size of the canvas.

- **Page**
- Drawing
- Selection

9) Which of the option can be used to align the text with the semicircle drawn in Inkscape?

- Text → Text and Font.
- **Text → Put on Path**
- Text → Remove from Path
- Text → Convert to Text.

10) Identify the tool in the Tool box of Inkscape software.

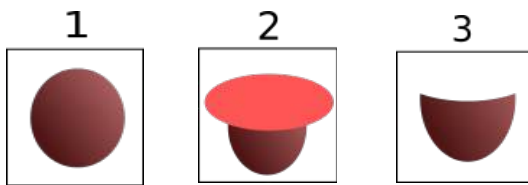


- To draw a square
- To draw a circle
- **To edit the node**
- To include text

11) Which of the following technique can be used to give light and shade effect to the circle drawn in Inkscape software?

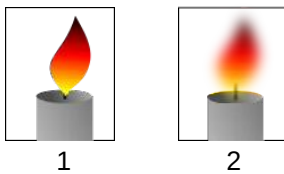
- Blur
- Fill

- Opacity
- **Gradient**



12) The three different stages to draw the image of a tea cup in Inkscape is given above .What will be the activity done in the second figure to get the third one?

- Object → Group
- Fill and Stroke → Opacity
- **Path → Difference**
- Edit → Duplicate



13) Two different pictures drawn in Inkscape is given. Which among the following technique can be used to modify the first picture to obtain the second picture

- Object → Group
- **Fill and Stroke → Blur**
- Path → Difference
- Edit → Duplicate

14) Choose the true statement about Picture files from the following

- **svg pictures are Vector Images.**
- Clarity loses on scaling the vector images.
- Bitmap pictures are also known as Vector images.
- svg pictures are Raster images..

15) Which is the key used along with mouse click to give colour to the stroke of an object from the colour palatte of Inkscape?

- **Shift**

- Space
- Tab
- F1

16) Give the expanded form of SVG

- **Stable Vector Graphics**
- Scalable Virtual Graphics
- Steady Vector Graphics
- Scalable Vector Graphics

17) Choose a Vector Image Editing Software from the following

- GIMP
- Tux paint
- Xpaint
- **Inkscape**

18) The various steps to create an image of a tea cup is shown in the picture. Draw an oval in the vertical direction and a circle on the top of it then remove the circle on the top and make the oval to the shape of a cup. Which among the following technique will help to do this?



- **Path → Difference**
- Path → Union
- Path → Raise
- Path → Group

19) Choose the correct step to save a picture created in Inkscape in png format.

- File → Save As
- **File → Export PNG Image**
- File → Import Clip Art
- File → Save a Copy

20) Which the following is a Free Vector Image editing software?

- *Libre Office Draw*
- Adobe Illustrator

- Corel Draw
- Gimp

CHAPTER 02

1) Which of the following technique is suitable to copy the text or the object of the given format to another in Libre Office writer?

- Mail merge
- Filter
- Index Formatting
- **Clone Formatting**

2) Write the feature in word processor used to define the words as Headings in a document.

- **Apply Style box**
- Paragraph Formatting
- Apply Filter
- Page Formatting

3) Which among the following is the file prepared in word Processor?

- Certificate.ods
- **Certificate.odt**
- Certificate.odp
- Certificate.odg

4) Select a Word Processor Software from the following.

- LibreOffice Impress
- **Libre OfficeWriter**
- LibreOfficeMath
- LibreOffice Draw

5) Which is the technique used to include an Index Table in a word processor document?

- Header
- Index

- Table
 - **Indexes and Tables**
- 6) Libre Office writer recognises the headings and the sub headings based on certain features. Name the feature identified by a computer to make it as an Index Table.
- The colour of the headings and sub headings.
 - The size of the headings and sub headings
 - **The style of the headings and sub headings**
 - The indent of the headings and subheadings
- 7) What should be done to go to the related pages from the headings of the Index table.
- **Click on the heading by pressing the Ctrl key**
 - Click on the heading by pressing the Alt key
 - Click on the heading by Pressing the Shift key
 - Click on the heading by pressing the Tab key
- 8) It is decided to include the name and addresses of the recipients one by one from a table to make separate letters in Word Processor. Which one of the following technique is suitable to this?
- Formatting
 - Style
 - **Mail Merge**
 - Index
- 9) Identify the function of Mail merge facility in word processor
- **To add the data from a database to a document as required**
 - To add the data from a document to a database as required
 - To convert a database created in Spreadsheet to another database.
 - To select necessary data from a database to form a

10) The opinion of two students about the use of the technique Mail merge is given below.

1. The certificates can be prepared using the table of winners in the kalolsavam
2. The participant card can be prepared using the table of participants.

Choose the correct statements from the following

- Both the statements are wrong.
- First statement is true and the second one is false.
- First statement is false but the second one is true.
- **Both the statements are true.**

11) The following statements give the advantage of using Style in a document .Select the statement that is NOT true.

- Once the style has applied modifications can be made later to those styles only.
- The changes will be seen at all places where the style has been used.
- It makes easy to modify the appearance of text and headings in preparing books or documents.
- **Style can be used to include data one by one from a database to a word file.**

13) The fields from a database can be included to a document using the technique MailMerge.


What should be done to get the mailmerged document.

- **Print the document**
- Export the document
- Save the document
- Wrap the document

13) Each column of a database used for mail merge is known as

- **Field**
- Frame
- Form
- Record

14) Identify this tool in Libre Office Writer

- Print Tool 
- Drawing Tool
- **Clone Formatting Tool**
- Brush Tool

15) Identify the Clone Formatting Tool from the following.



A.



B



C.



D



16) Which is the easiest method to change the format given to the headings of a document or a book.

- Character Formatting
- Paragraph Formatting
- **Apply Style Box**
- Page Formatting

17) In which of the following software the technique Mail merge is available?

- LibreOffice Impress
- **Libre OfficeWriter**

- LibreOfficeMath
- Libre Office Draw

18) What is the step to be followed to go to the related page of content from an Index table

after exporting it in to *pdf* format?

- **Click at the link from the Index Table**
- Click at any line of the Index table and press Alt key
- Click at any line of the Index table and press Ctrl key
- Click at any line of the Index table and press Shift key

19) The different methods suggested by two students to make changes in the Index Table is given below.

Which among the following is true?

Arun: Click on the Heading in the Index Table ,

select the style of the heading from the Styles and formatting window and click Modify

Vimal: Click on the heading of the Index Table then click update Index and Table and make the heading attractive

- Both the suggestions are true.
- **The suggestion of Arun is right and that of Vimal is wrong.**
- The suggestion of Arun is wrong and that of Vimal is right.
- Both the suggestions are wrong.

20) What can be done to modify the style given to a document?

- **Right click on the style and select Modify**
- Click on the style and select Modify
- Select the heading and make necessary changes.
- . Right click on the Style and click Reset

STANDARD X ICT – CHAPTER 4: PYTHON GRAPHICS- QNS - ANS

1) Which of the following is the very first instruction of a Python Graphics program?

- ◆ Clear()
- ◆ begin_fill()
- ◆ **from turtle import***
- ◆ forward()

2) What does the instruction right(60) in a Python Graphics program indicate?

- ◆ **To make the turtle turn 60° right.**
- ◆ To draw a line with 60 unit length.
- ◆ To draw a circle with 60 unit radius.
- ◆ To mark a point at a distance of 60 unit.

3) Identify the additional software required for the creation of geometrical figures in Python Programming Language.

- ◆ **turtle**
- ◆ import
- ◆ python shell
- ◆ IDLE

4) Which of the following windows displays the output of a Python Graphics program?

- ◆ Python Shell
- ◆ IDLE window
- ◆ **Python Graphics Window**
- ◆ Web Browser

5) The given Python program is to create an Equilateral Triangle. Which of the following instructions is to be included in the program to decide the thickness of sides?

- ◆ pencolor(5)
- ◆ **pensize(5)**
- ◆ pen_thickness(5)
- ◆ penline(5)

```
from turtle import*
for k in range(3):
    forward(100)
    right(120)
```

6) Which of the following instructions is to be used in a Python Graphics program to give different colours to the geometrical figures?

- ◆ pen-color()
- ◆ pencolour()
- ◆ **colour()**

7) Identify the output of the given Python Graphics program.

```
from turtle import*
for i in range(5):
    forward(100)
    right(72)
```

- ◆ Square
- ◆ Rectangle
- ◆ **Regular Pentagon**
- ◆ Regular Hexagon

8) Observe the given Python Graphics program. Which of the following values is to be given in the instruction `right()` to get a Regular Hexagon.

- ◆ 60
- ◆ 72
- ◆ 90
- ◆ 120

```
from turtle import*
for i in range(6):
    forward(100)
    right( )
```

9) Identify the output of the given Python Graphics program.

```
from turtle import*
for i in range(6):
    forward(100)
    right(60)
```

- ◆ Square
- ◆ Rectangle
- ◆ Regular Pentagon
- ◆ **Regular Hexagon**

10) Identify the output of the given Python Graphics program.

```
from turtle import*
for i in range(4):
    forward(150)
    right(90)
```

- ◆ **Square**
- ◆ Rectangle
- ◆ Regular Pentagon
- ◆ Regular Hexagon

11) Identify the instruction to be given in the Python Graphics program to mark a red dot in the Graphics window as given in the picture.



- ◆ **dot(20,"red")**
- ◆ dot("red",20)
- ◆ point(20,"red")
- ◆ point("red",20)

12) The output of the given Python Graphics program is a Square. Identify the Instruction to be given in the program to colour the sides of the Square with green.

- ◆ clr("green")
- ◆ linecolor("green")
- ◆ pencolour(green)
- ◆ **pencolor("green")**

13) Identify the command used to make the Python instructions execute repeatedly in a program.

- ◆ **for**
- ◆ turtle
- ◆ forward
- ◆ iterate

14) The output of the given Python Graphics program is a Regular Hexagon. Identify from the following the peculiarity of the output Regular Hexagon.

- ◆ Length of the sides is 60 unit.
- ◆ **Length of the sides is 100 unit.**
- ◆ The measurement of angles is 100 unit
- ◆ Length of the sides is 6 unit.

```
from turtle import*
for i in range(6):
    forward(100)
    right(60)
```

15) How many circles should be there in the output of the given Python Graphics program?

- ◆ 40
- ◆ 101
- ◆ 20
- ◆ 4

```
from turtle import*
for i in range(40,101,20):
    circle(i)
```

16) When Anu run the given Python Graphics program, she got a message as "Invalid Syntax". Which of the following instructions is to be used to solve the error?

- ◆ from turtle import*
- ◆ **for i in range(3):**
- ◆ forward(80)
- ◆ right(120)

```
from turtle import*
for i in range(3)
    forward(80)
    right(120)
```

17) Identify the Python Graphics program segment which is syntactically correct and give correct output..

A

```
for i in range(3):
    forward(100)
    right(120)
```

B

```
for i in range(3):
forward(100)
    right(120)
```

C

```
for i in range(3)
    forward(100)
    right(120)
```

D

```
for i in range(3)
forward(100)
right(120)
```

18) Identify the instruction to be included in the blank space of the given Python Graphics program to colour the outline of the geometrical figure with Blue and fill it with Yellow.

- ◆ pencolor("blue","yellow")
- ◆ pencolor("yellow","blue")
- ◆ color("blue","yellow")
- ◆ **color("yellow","blue")**

```
from turtle import*
-----
begin_fill()
for i in range(4):
    right(90)
    forward(80)
end_fill()
```

19) The given Python Graphics program contains two 'for' instructions. Name this type of Python programs with a 'for' instruction within another 'for' instruction.

```
for i in range(6):
    right(60)
    for j in range(4):
        forward(100)
        right(90)
```

- ◆ Loop
- ◆ Loop Statement
- ◆ Statement
- ◆ **Nested Loop**

20) When Anu run the given Python Graphics program, she got a message as "expected an indented block". Which of the following programs solve this error?

```
from turtle import*
for i in range(6):
forward(100)
right(60)
```

A

```
for i in range(6):  
    forward(100)  
    right(60)
```

B

```
for i in range(6)  
    forward(100)  
    right(60)
```

C

```
for i in range(6)  
    forward(100)  
    right(60)
```

D

```
for i in range(6):  
    forward(100)  
    right(60)
```


STANDARD X - CHAPTER 5: NETWORKING

THEORY QUESTIONS AND ANSWERS

1) Identify the number of wires found in a UTP cable used to connect computers in a network.

- 7
- 15
- **8**
- 3

2) Identify the number of **pairs** of wires found in a UTP cable used to connect computers in a network.

- 4
- 12
- 8
- 10

3) Identify the connector used to connect the UTP cable to computer.

- Serial Connector
- **RJ 45**
- RJ 11
- Parallel Connector.

4) Which of the following is to be done to get the X-Ray photo of a patient in the computer of the Doctor directly from the X-Ray room?

- **Network the computers of X-ray room and Doctor's room.**
- Connect Internet to Doctor's computer.
- Connect printer to Doctor's computer.
- Connect modem to Doctor's computer.

5) Identify the connector which is used to connect Modem to Telephone Network.

- Switch
- RJ 45
- **RJ 11**
- Hub

6) Identify the device to which all the computers in a Network are directly connected with cables.

- Wi-Fi
- Bluetooth
- **Hub / Switch**
- Modem

7) Which of the following devices is necessary in a Computer Network to get the files in a computer in other computers.

- Printer
- Scanner
- **Hub / Switch**
- Web Camera

8) Which of the following is used in Wireless Networks?

- **Radio Waves**
- Sound waves
- Infra Red Waves
- Ultra Violet Waves

9) Identify the device used to convert the Digital signals to Analogue signals and vice versa.

- **Modem**

- RJ 45
 - RJ 11
 - Hub
- 10) Which of the following devices is essential to avail Internet through Telephone network?
- **Modem**
 - Wireless Set
 - Scanner
 - Hub / Switch
- 11) Identify the set of numbers which can be an IP Address.
- **50.17.254.23**
 - 1935.1682.1785.1542
 - 253-156-147-15
 - 12.0-18.126
- 12) Which of the following is the name of Norms that are to be obeyed in naming of computers included in a Network?
- IP Address
 - Netmask
 - **Network Protocols**
 - Sharing
- 13) What is the maximum size of an IP Address as per IPv6 protocol?
- 32 Bit
 - 64 Bit
 - **128 Bit**
 - 16 Bit
- 14) Identify the type of Computer Network of Railway, Army, Banks etc. which are spread

through out the country.

- LAN
- **WAN**
- PAN
- MAN

15) Identify the Protocol used to set the IP Address for computers in a Networked School lab.

- **TCP/IP**
- POP
- SMB
- SSH

16) Which of the following can be the IP Address of a computer in a Network as per IPv4 protocol?

- **216.58.197.73**
- 1935.1682.1785.1542
- 253-156-147-15
- 12.0-18.126

17) Which of the following can be an IP Address as per IPv4 protocol?

- 192.168.200.258
- 192.258.192.192
- 192.168.256.10
- **192.168.222.10**

18) Identify Network Protocols from the following.

- **SSH, SMB**
- DNS, UTP
- CAT7, CAT8

➤ RJ11, RJ45

19) Which of the following devices is essential to avail Internet facility in a computer?

➤ Cable

➤ Connector

➤ Switch

➤ **Modem**

20) Identify the server address used to connect a computer in a Network to another computer with the IP Address 192.168.1.15 in the same Network.

➤ dns://192.168.1.15

➤ **ssh://192.168.1.15**


➤ dhcp://192.168.1.15

➤ vlc://192.168.1.15

UNIT 9 : MOVING IMAGES

THEORY QUESTIONS AND ANSWERS

- 1) Who is the creator of the software SynfigStudio?
 - Ada Byron
 - Charles Babbage
 - Richard Stallman
 - **Robert B Quattelbaum**
- 2) Which is an open source software that can be used for making animations?
 - Adobe flash
 - Anime studio
 - Toon Boon
 - **Synfig Studio**
- 3) Which is an open source software that can be used for making animations?
 - Toon Boon
 - **Tupi:Open 2D Magic**
 - Adobe Flash
 - Anime Studio
- 4) Which among the following is different from others?
 - Adobe Flash
 - Toon Boom
 - **Pencil**
 - AnimStudio
- 5) A part of the window of Synfig Studio is shown below. What is its name ?







- Time track
- Toolbar

- Parameters
- **Canvas**




6) Which technique can be used to add svg images prepared in Inkscape to Synfig Studio?

- Export
- Open
- **Import**
- Render

7) Which tool can be used to run the animation prepared in Synfig Studio?

- A.  B.  C.  D. 

8)

	Smooth Move Tool	
	Gradient Tool		Fill Tool

There are some tools of Synfig Studio and its descriptions in the table. Find out the missing part from those given below.

- **Circle Tool**
- Transform Tool
- Scale Tool
- Rotate Tool

9) Which is a project file of Synfig Studio in the options given below ?

- Star.svg
- Star.jpg
- **Star.sifz**

- Star.ogg

10) Which is the tool use to give back ground by blending two colours?

- **Gradient Tool**
- Transform Tool
- Scale Tool
- Star Tool

11) Which tool in File menu can be used to export animation projects to video in Synfig Studio?

- Export
- **Render**
- Revert
- Preview

12) What do we name the first frame and the last frame when an animation is completing through Tweening technique in Synfig Studio?

- Motion Tween
- **Key Frames**
- Parameters
- Interpolation

13) What is the name of each image that prepares in Synfig Studio in the given options?

- **Objects**
- Animations
- Scenes
- Parameters

14) Which tool can be used to prepare back ground in Synfig Studio Canvas ?

- Text Tool
- Scale Tool
- **Rectangle Tool**
- Smooth Move Tool

15) What is the benefit of including each object in each layer in Synfig Studio ?

- Easy to save.

➤ **Can give animation to each object.**

➤ Easy to render.

➤ Easy to import.

16) Which tool can be used to change the position, size, shape etc of a star drawn in Synfig Studio Canvas ?

➤ Circle Tool

➤ **Transform Tool**

➤ Gradient Tool

➤ Rectangle Tool

17) Each object in Synfig Studio is arranged in each layer. In which panel are the details of objects displayed ?

➤ In parameter panel

➤ In tool box

➤ **In layers panel**

➤ In time track

18) What does this picture in parameters panel in Synfig Studio denote?

➤ Start Animation

➤ Delete Key Frame



➤ **Add New Key Frame**

➤ Preview.

19) What is the first step to give animation to the images drawn in Synfig Studio?

➤ **Put Animate edit mode On**

➤ Put Animate edit mode Off

➤ Import file

➤ Render file

20) Software can complete all frames if the first and the last frames are decided to give animation in Synfig Studio. What is the name of this technique?

➤ **Tweening**

➤ Frame Per Second

➤ Render

➤ Preview

21) FPS is an abbreviation related with films.

What does it stand for ?

➤ The number of scenes in a second.

➤ The number of characters in a second.

➤ Total number of frames of in an animation.

➤ **The number of frames in a second.**

22) Which technique in mathematics helps Tweening in Synfig Studio?

➤ Fraction

➤ **Interpolation**

➤ Interaction

➤ Persistence of Vision

23) In Synfig studio, Ajith is giving animation to a bird that moves from one side of the canvas to the other in 10 seconds. What is the final key frame in this animation, if the FPS is set to 12?

➤ 24 th frame

➤ 48 th frame

➤ **120 th frame**

➤ 60 th frame

24) Animation works by using an optical Illusion called.....

➤ **Persistence of vision**

➤ The range of perspective

➤ Perspective angle

➤ Perspective

25) Which of the following methods can be used to Insert Images [with png/svg formats] in Synfig Studio Software.





➤ File → Open

➤ **File → Import**

➤ Insert → Image

➤ Insert → Bitmap

SHORT ANSWER TYPE QUESTIONS

- 1) Select two tools in tool box in Synfig Studio from the options given below.
- **Star Tool**
 - Edit paths by nodes
 - Draw bezier curves and straight lines
 - **Transform Tool**
 - Draw calligraphic or stroke
- 2) What activities can be done using Transform tool in tool box in Synfig Studio ?
- **To change the position of objects**
 - To colour the objects
 - **To change the shape of objects**
 - To export animation
 - To give tweening to animations
- 3) Select correct statements about Synfig Studio from the given sentences.
- All objects will be displayed in parameters panel.
 - **Layers are displayed in layers panel .**
 - Layers are displayed in parameters panel.
 - **Layers in pane can be rearranged and changed.**
 - New layers can't be created.
- 4) Some tools in Synfig Studio and its name are displayed in the picture. Fill in the blanks from below.
- Text Tool
 - Star Tool
 - **Rectangle tool**
 - SmoothMove Tool
 - **Fill Tool**
- | Tool | Name |
|---|-----------|
|  | Transform |
|  | |
|  | Circle |
|  | |
- 5) Select tools to colour canvas in Synfig Studio from the options given below.
- Smooth Move Tool
 - **Gradient Tool**
 - Transform

- Circle tool
- **Fill Tool**

6)



An image drawn to prepare animation of stars in Synfig Studio is shown above.
Which are the tools used here ?

- Circle Tool
- **Fill Tool**
- Text Tools
- **Star Tool**
- Rectangle Tool

7) Select two correct statements related with making of animation.

- **Synfig Studio is a 2D animation software.**
- Synfig Studio is a 3D animation software.
- **Animations are created when the images are moved speedy and continuous**
- Animation can't be done by imported still images.
- There is no system to control the speed of movement when it is animated

8) Select two correct statements about the layer in Synfig Studio.

Layer system help to animate each object.

All objects will be in one layer.

All layers are lost when an object is removed.

It is needed to remove only a layer if an object is to be removed.

Only a layer will be displayed when it previews.

9) Select two correct statements about Synfig Studio from the given sentences.

- **The animations prepare in Synfig Studio can export to gif format.**
- **The extension of the project files in Synfig Studio will be .sifz**
- The animations prepare in Synfig Studio can't export to video formats.
- The animations prepare in Synfig Studio can only export to flv format.
- The animations prepare in Synfig Studio can only export to mpeg format.

10) .birds.sifz and bird.dv are two types of files created using Synfig studio software. Find two true statement related to this.

- **bird.sifz is the file saved a project file.**
- bird.sifz is the file exported as a video file.
- bird.dv is the file saved as the project file.
- bird.sifz is the file exported as sound file
- **bird.dv is the file exported as the video file.**

STANDARD 10

chapter 10

1) Who is known as the Father of Computer?

- A Ada Byron
- B **Charles Babbage**
- C Ken Thomson
- D Dennis Ritchie

2) Why the Analytical Engine created by Charles Babbage is known as the First Computer?

- A It had structural similarities with modern computer.
- B It was similar in shape of modern computer.
- C The basic concepts related to a modern computer were envisaged for his machine too.
- D It had the Operating System and Programs of Modern Computer.

3) When the GNU Project led by Richard Stallman started to create an Operating System, they modeled it on ...

- A Linux
- B Unix
- C BSD
- D Debian

4) Identify the very fast file system used to keep the files temporarily in Gnu / Linux ` Operating System.

- A Root (/)
- B Home (/home)
- C Swap (swap)
- D RAM

5) Which of the following is the most correct statement regarding GNU/Linux?

- A It is a Free (open source) Operating System.
- B It is designed completely by Linus Torvalds.
- C All the main parts of it were designed by Richard Stallman.
- D All the parts of it were designed by Dennis Ritchie

6) Identify the Kernel Program of GNU/LINUX Operating System.

- A GNU
- B **Linux**
- C Unix
- D Root (/)

directly or with the help of Drivers.

- A Shell
- B Command
- C **Kernel**
- D GUI

8) Which of the following is **NOT** a complete Operating System?

- A Unix
- B BSD (Berkeley Software Distribution)
- C Mac OS X
- D GNU HURD

9) Identify the set of persons who participated in the development of Unix Operating System.

- A **Dennis Ritchie and Ken Thompson**
- B Ken Thompson and Richard Stallman
- C Richard Stallman and Dennis Ritchie
- D Ken Thompson, Richard Stallman and Dennis Ritchie

10) Most of the operating systems of today have been built based on or designed like one Operating System. Identify that Operating System.

- A Window
- B Mac OS X
- C **Unix**
- D BSD

11) All the hardware parts of a computer need a program which instruct it how to work. Identify the name of such programs.

- A Driver
- B Terminal
- C Kernel
- D Shell

12) Identify the process with which the Hard Disk is partitioned as Blocks and prepare File System.

- A Commanding
- B Installation
- C Editing
- D Formatting

13) Fill in the blank with suitable word from the following.

The manner in which each operating system formats the hard disk is known as its -----.

- A Shell
- B File System
- C Command
- D Kernel

14) Identify the Operating System which uses the file system NTFS.

- A GNU/Linux
- B Microsoft Windows
- C Apple Mac OS X
- D Unix

15) One of the following Smart Phone Operating system is based on Linux. Identify it.

- A Android
- B Blackberry 10
- C iOS
- D Symbian

16) Identify the software which helps to find out the details of the Hard Disk partitions of a computer.

- A Gnu Hurd
- B Disks (gnome-disks)
- C KompoZer
- D MySQL

17) Identify the Operating System which uses the Kernel XNU.

- A GNU/Linux
- B Windows NT
- C Apple Mac OS X
- D BSD

18) Which of the following statements is normally true regarding Proprietary softwares?

- A It is available free of cost.
- B The Source Code is available to users.
- C Only the Object Code is available to users.
- D The Source Code and Object Code are available to users.

19) Which of the following statements is normally true regarding Free softwares?

- A Only the Source Code is available to users.
- B Only the Object Code is available to users.
- C The Source Code and Object Code are available to users.
- D The Source Code and Object Code are **not** available to users.

20) Which of the following is **NOT** an example for Wearable Devices ?

- A Smart Watches.
- B The Insulin Pumps connected inside the body.

C Locketts with Camera and Sensors.

D Mobile Phones.