

Class - 4

Time : 2 Hrs

Name of the Student :

Name of the School :

Division:

Signature of the Parent:


Signature of the Teacher:

No.	Activity..	Grade
1.	Let's know the living beings	
2.	Trees - A Boon	
3.	Let's Germinate Seeds	
4.	Roots and Trees	
5.	Towards Independence	
6.	Struggles	
Overall Grade		

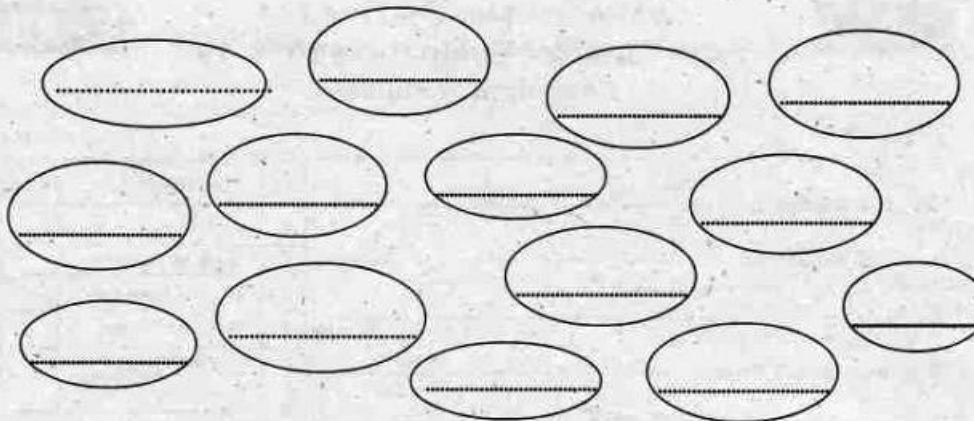
Instructions

1. The first 15 minutes will be cool off time.
2. Let the child read the questions during this time.
3. Answer **ANY FIVE** activities.

Activity 1 - Let's know the living beings



A) Find out the names of animals and plants in the given picture.



B) Tabulate the organisms according to their habitat.

Habitat	Organisms
Land	
On land and in water	Frog

C) Frog lives both on land and in water. Fish lives only in water. Write more about them (atleast two features)

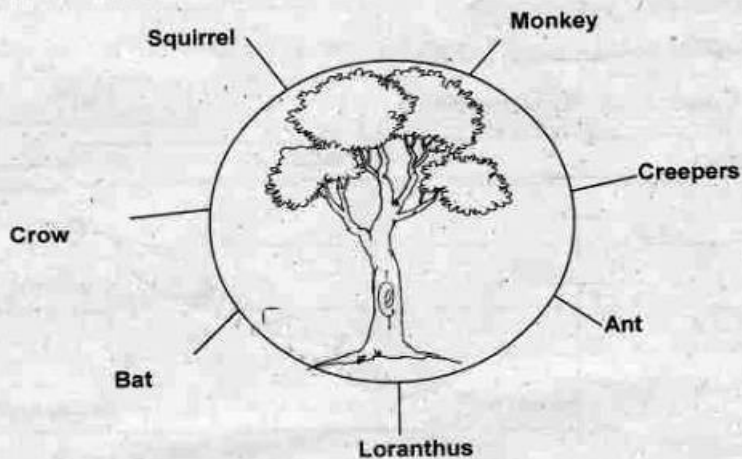
Frog

Peculiarities of fish

D) Which one of the following adaptations is not apt for the tortoise to live in its dwelling place?

- Boat like body shape.
- Hard outer shell.
- Oar like legs.
- Head that can be pulled inside its shell.

Activity 2 - Trees - A Boon



A) Complete the table showing the relationship between the tree and the living beings connected to it.

Living being	Relation with the tree
Small organisms	♦ Collecting honey from the flowers of the tree.
Crow	♦
Loranthus	♦
Monkey	♦

B) 'Tree is an eco-system'. Which of the following do not agree with this statement?

- Give shade to all living beings.
- Provide sufficient food to all organisms.
- There are monocotyledonous and dicotyledonous plants.
- Some organisms creep around the trees.
- Trees have taproots and fibrous roots.
- Trees absorb water and air to grow.
- The leaves have different shape and size.
- Trees are used to make household articles.

My findings


-
-
-
-

C) "If there is no tree, our eco system will be destroyed." Why is it said so? Write down your findings.

- Living beings lose their habitat.
-
-
-
-
-
-
-

Activity 3 - Let's Germinate Seeds.

Look at the arrangements, Meera and her friends have done to observe the different phases of seed germinations.



A) Observe the sprouted seeds and write down the peculiarities of their cotyledons.

Plant	Peculiarities
Ladies finger	Dicotyledonous plant
Paddy	
Arecanut	
Pea	

B) Find out the features of the leaves in the given plants.

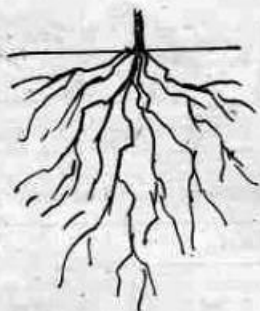
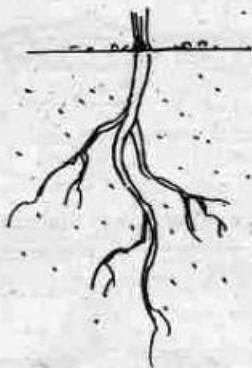
Plant	Venation
Ladies finger	
Paddy	
Arecanut	
Pea	

C) We can tear coconut palm leaf and a bamboo leaf down wards from the tip. Specify the reason.

- because the leaves are thin.
- because of reticulate venation.
- because of parallel venation.
- None of the above.

Activity 4 – Roots and Trees

A) Name the root system in the given pictures.



B) On the basis of the root system Malavika and her friends found two types of plants in their school premises. Write down their names and complete the table.

C) Differentiate the two types of root system.

Activity 5 – Towards Independence

A) Some of the major events related to the freedom struggle are given below.

Quit India Movement.

Salt Satyagraha

Ahmedabad Textile Mill Strike

Jallian wala Bagh

Champaran Satyagraha

Arrange the events in the right order of their occurrence.

Champaran Satyagraha











B) Write a short note on the struggle that people undertook from following the exhortation of Gandhiji "Do or Die".

C) Which among the following struggles in-Kerala did the inspirational patriotic song, "Varika, Varika Sahajare" sang?

- a) Quit India Movement
- b) Salt Satyagraha
- c) Malabar Rebellion
- d) Vaikom Satyagraha

Activity 6 – Struggles

A) Name the struggles according to the hints given below.

♦ A country wide strike following the Jallian wala Bagh incident	
♦ The first satyagraha	
♦ To reduce the tax levied on peasants	
♦ The struggle to increase the wages of labourers	
♦ Imprisonment for preparing salt without paying tax.	

B) Which among the following struggles is related with the sayings "Holding on to truth. Never accept anything evil, oppose it. Do not use violence while opposing. Never give up non-violence"?

- Non-cooperation Movement
- Satyagraha Struggle
- Boycott Movement
- Hunger Strike

C) Identify the personalities in the picture given below.

