

Standard : II

ENGLISH

Time : 2 Hrs

Name of the student :

Name of the school :

Division:

Signature of the teacher:

Signature of the parent:

No.	Activity	Grade
1.	Activity I	
2.	Activity II	
3.	Activity III	
4.	Activity IV	
5.	Activity V	
6.	Activity VI	
Overall Grade		

Activity I - Conversation

Complete the conversation between Minu and the balloon man.



Colour the picture (Non evaluatory)

Minu : Uncle, I want a balloon.

Balloon man :?

Minu : The monkey balloon.

Balloon man : Which colour do you want?

Minu :


Balloon man : Do you want another one?

Minu :

Balloon man :

Activity II - Description

Colour and describe the picture.



Blank handwriting practice area with six sets of horizontal lines (top solid, middle dashed, bottom solid).

Activity III - Add more lines

Add more lines to the poem using the words from the box.

Come dear, my dear
My pretty Minu.
Let's play together
Under the mother tree.

<i>sing</i>
<i>talk</i>
<i>dance</i>

Come dear, my dear
My pretty, Minu

Let's

.....

.....


.....

.....

.....

Activity IV - Thoughts

Look at the pictures. Choose the suitable sentences from below and write in the boxes.



Bruno likes to play with me.

How nice is it to sit with Bruno!

How can I cross the road?

Oh! how can I stop Bruno?

Oh! my dear, where were you?

Activity V - Description

Complete the description and write the name in the boxes given.

1. I am a leafy vegetable.

Green in colour.

Round in shape.




Cabbage

2. I am a vegetable.

Rabbits like me.

.....




.....

- 3.

.....

.....

.....



.....

Activity VI - Listen and draw

Your teacher will read out the instructions given below. Listen to them and draw a picture according to the directions:

Draw a house.

There is a garden in front of the house. A dog is in the garden.

There are flowers on the plants. A butterfly sits on a flower.

Draw the picture