

First Terminal Evaluation 2017-18

Basic Science

Class VII

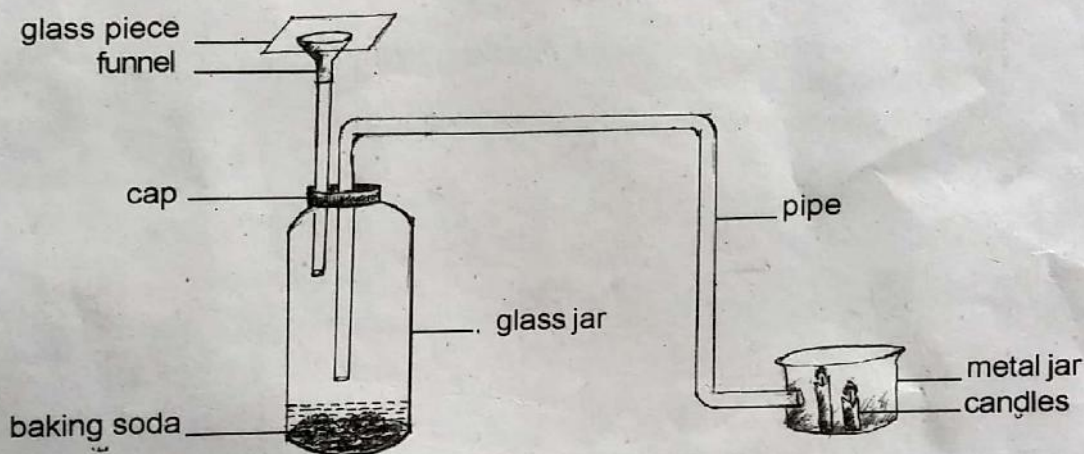
Time 2 hours

Instructions

1. 15 minutes cool off time before evaluation activities.
2. Ten activities are given. Answer any Eight out of them.

Activity -1

Observe the arrangement of equipments in the diagram for an experiment.



Remove the glass piece and pour dilute sulphuric acid through the funnel. Then put the glass piece immediately back in the right place.

1. What are the changes you could observe? What happened to the burning candles?
2. Put a piece of zinc instead of baking soda in the glass jar and pour some nitric acid into the jar. What are the changes observed? Explain and give reasons.

Activity 2


Read the following table. The table has the data based on the water quality test of borewells in a ward.

Examine the table and answer the questions given below:

Borewell	P ^H Value	Findings
Borewell-1	5	
Borewell-2	7	
Borewell-3	9.5	
Borewell-4	5.5	

1. Which borewell's water is good for drinking? Why?
2. Write down your findings?
3. What can be done to reduce the acidity of water?

Activity 3



Have you noticed the arrangements on the table?

A piece of cooling glass is fixed on a stand. A burning candle is placed 10 cm away from the glass.

1. Can the child see the image of candle through the glass when he sits on the chair? Why?
2. If the image is visible, how far is it from the glass?
3. What are the peculiarities of the image formed in a plane mirror?

Activity 4

Observe the figures.

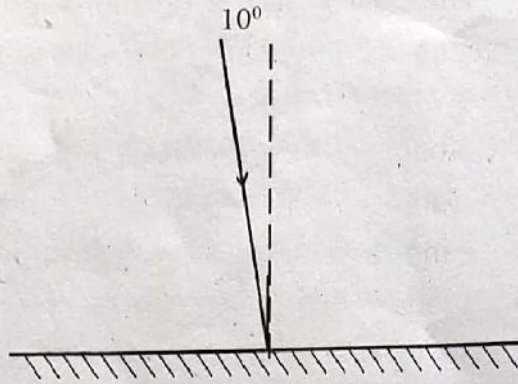


Figure - (1)

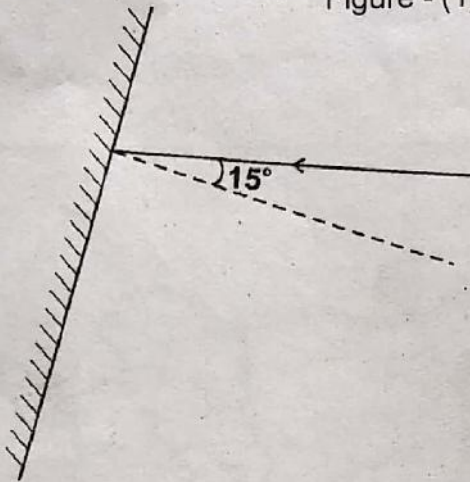


Figure - (2)

1. Incident rays are drawn in the figure. Draw the reflected rays and write the measurement of that angle

Examine the titles and statements given below:

Convex mirror

Concave mirror

Plane mirror

- ◆ Image is seen bigger than objects.
- ◆ Uses as rear view mirror in vehicles.
- ◆ Image is seen smaller than objects.
- ◆ The size of the image formed is same as that of the object
- ◆ Can capture image on a screen.
- ◆ To see our face

2. Arrange the statements according to the titles.

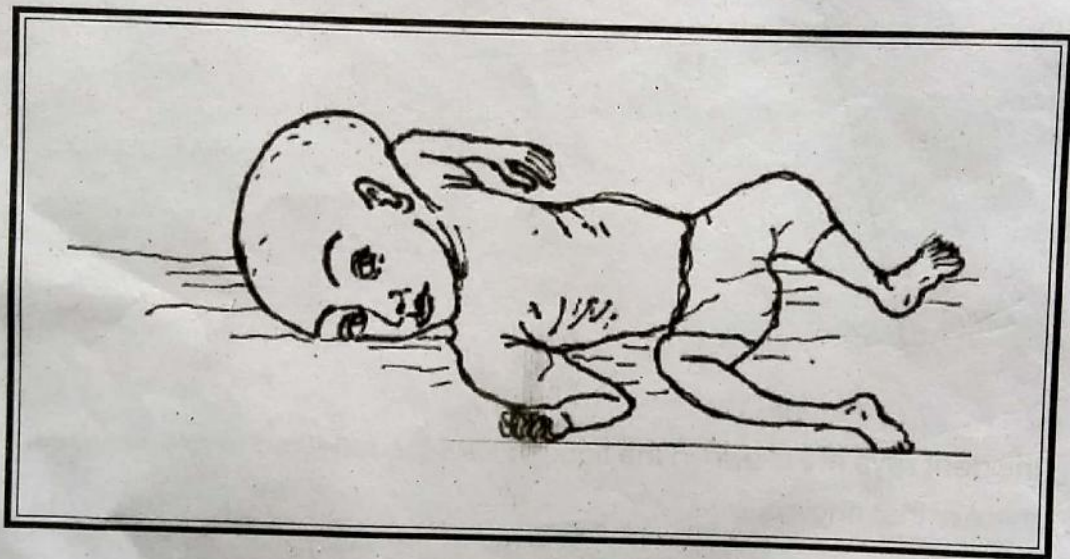
Activity 5

A red rose plant was bought from the Krishibhavan and planted in the school garden. A lot of branches grew from the lower part of the stem. But all the flowers produced on them were white in colour.

1. What is the reason for producing white flowers on the branches that grew from the lower part of the stem of the plant?
2. Can you suggest some methods to avoid this situation?
3. Describe a method to produce high quality rose plant.

Activity 6

Look at the picture of a child who is an endosulphan victim.



1. Suggest a method to avoid this type of disaster.
2. Suggest any two pest control methods that can be adopted in the vegetable garden of schools.
3. Describe any one pest control method.

Activity 7

As a part of *Harithavidyalaya* programme, the school has decided to make a vegetable garden. *Haritha* club members begin to prepare a table of good quality hybrid vegetable seeds.

1. Complete the table by adding the missing gaps.

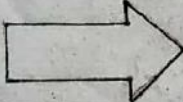
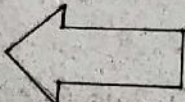










Sl No	Types of plants to be cultivated	High quality seeds
1	Brinjal	◆ Surya ◆ a.....
2.	b.	◆ Ujjwala ◆ Jwalamukhi
3.	Pea	◆ Lola ◆ c.
4.	Lady's Finger	◆ Arka ◆ Anamika
5.	d.	◆ Mukthi ◆ Anagha

They have also decided to plant trees like mango tree and Jackfruit tree in the school premises.

2. Which is the most suitable method to produce good quality saplings of these trees?
3. Describe the method for preparing good quality saplings.

Activity 8

Examine the pictures given below:

Sl	Object	Image (A)	Image (B)
1			
2			
3			
4			

1. Find out and write down the exact image formed in a plane mirror.

2. What are the peculiarities of an image when it is projected on a screen using a convex lens?

3. Name the lens with a thin central portion and thick edges.

Activity 9

Examine the figures given below:




Figure-1




Figure-2

1. Which are the properties of light indicated in the above figures?
2. Is it possible to get a clear image on a wooden surface as in a plane mirror? Why?

Activity 10

Observe the picture.



1. Which method of agriculture is picturised here?
2. Write any four advantages of adopting this method of agriculture.