

**First Terminal Evaluation 2016-17**


Std. VII

**Basic Science**

Time: 2 hours

**Instructions**







1. The first 15 minutes will be cool-off time. This time is to be used for reading and comprehending the questions.
2. Answer all the questions.

**Activity 1**

1. Look at the picture carefully. This is the farm of Mr Joseph.  
Explain how the cultivation of various crops and the integration of activities have been utilised in his land?
2. What may be the advantages of keeping a bee-hive in this farm? (any two)

### Activity 2

1. Complete the table based on mirrors and the images formed from them.

Object	Mirror	Image	Name of the mirror
			
			
			

2. Which mirror among the above can be used to form the image on the wall?

3. Write two uses of mirrors in our day-to-day life situations?

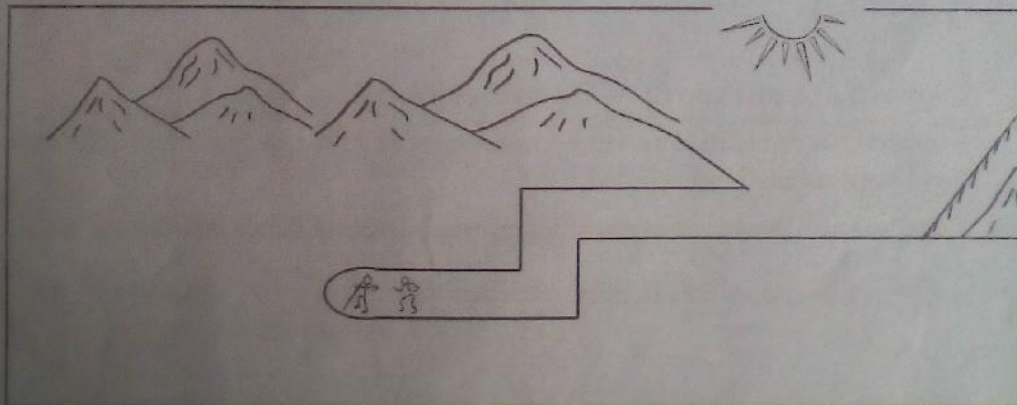
### Activity 3

The students of the Agricultural Club of a school decided to cultivate plants in an organic manner.

1. If they use the hybrid seeds of pea and lady's finger, which types of seeds do you suggest for cultivation? (any two)
2. What precautions should be taken while applying manure and pest control in vegetable cultivation for getting better yield? Write any three suggestions.

### Activity 4

Examine the picture given below. A mirror is fixed outside the tunnel.



1. Where should the mirrors be fixed in order to get light into the tunnel? Draw the mirrors and the path of light.
2. Which type of mirror is suitable for this purpose?
3. What will be the specialty of the image that is formed in this kind of mirror?

### Activity 5

1. There were items in Niya's Experiment Box like: torch, convex lens, prisms, white cardboard, concave mirror, candle, etc. Niya selected certain items from the box. How could have she designed an experiment for making rainbow colours? Explain the process with the help of a diagram.
2. Which characteristics of light is used in this experiment? Explain.

### Activity 6

Baiju and Laila are conducting an experiment related to vegetative propagation in plants like mango tree, guava tree, jack fruit tree, jasmine, etc.

Baiju is grafting the plants and Laila is layering them.

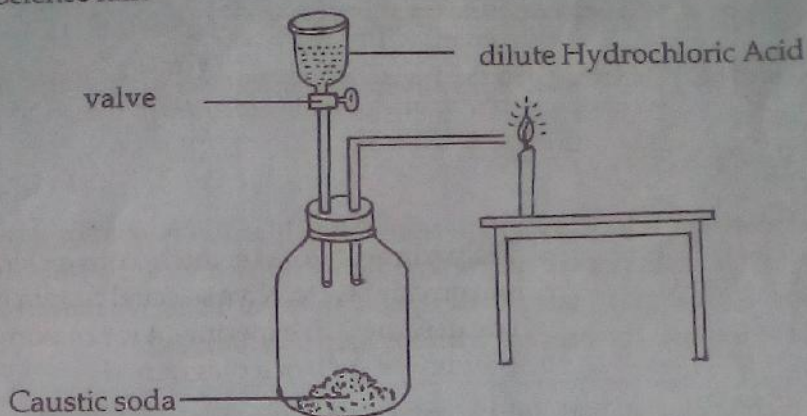
1. Which plants from the above would Baiju and Laila select to produce their seedlings?

Baiju	Laila
• •	• •

2. Write the merits and demerits of plantlets producing through layering.

## Activity 7

Given below is an instrument brought by Anu to show an experiment in the Science fair.



1. What happens to the candle flame when the valve is opened and the liquid is poured into the bottle? Explain why this happens.
2. Name any two items which can be used instead of caustic soda.
3. Name any two items which can be used instead of Hydrochloric acid.

## Activity 8

Examine the table.

Items	Colour in Acid	Colour in Alkali
A	No colour	Pink
B	Light pink	Light yellow
C	Black	Black
D	Yellow	Red
E	Red	Blue
F	White	White

1. Which of the above items can be used as indicators?
2. Name the items A and E?
3. Name two natural things which can be used as indicators. Write their change in colour in acid and alkali.