

Series : €ABA€

SET-4

प्रश्न-पत्र कोड 367
Q.P. Code

रोल नं.
Roll No.

--	--	--	--	--	--	--	--

परीक्षार्थी प्रश्न-पत्र कोड को उत्तर-पुस्तिका के मुख-पृष्ठ पर अवश्य लिखें।
Candidates must write the Q.P. Code on the title page of the answer-book.

- Please check that this question paper contains 8 printed pages.
- Q.P. Code given on the right hand side of the question paper should be written on the title page of the answer-book by the candidate.
- Please check that this question paper contains 21 questions.
- **Please write down the Serial Number of the question in the answer-book before attempting it.**
- 15 minutes time has been allotted to read this question paper. The question paper will be distributed at 10.15 a.m. From 10.15 a.m. to 10.30 a.m., the candidates will read the question paper only and will not write any answer on the answer-book during this period. *



ARTIFICIAL INTELLIGENCE



निर्धारित समय : 1 घण्टे

Time allowed : 1 hour

अधिकतम अंक : 25

Maximum Marks : 25

367

260

Page 1

P.T.O.



General Instructions :

- (i) *Please read the instructions carefully.*
- (ii) *This question paper is divided into **03 Sections** viz., **Section A, Section B and Section C.***
- (iii) *Section A is of **05** marks and has **06** questions on Employability skills.*
 - (a) *Question numbers **1 to 4** are **one** mark questions. Attempt any **three** questions.*
 - (b) *Question numbers **5 and 6** are **two** marks questions. Attempt any **one** question.*
- *
 - (iv) *Section B is of **12** marks and has **12** questions on Subject specific skills.*
 - (a) *Question numbers **7 to 12** are **one** mark questions. Attempt any **four** questions.*
 - (b) *Question numbers **13 to 18** are **two** marks questions. Attempt any **four** questions.*
 - (v) *Section C is of **08** marks and has **03** Competency-based questions.*

*Question numbers **19 to 21** are **four** marks questions. Attempt any **two** questions.*
- (vi) *Do as per the instructions given in the respective sections.*
- (vii) *Marks allotted are mentioned against each section/question.*





Section – A

Employability Skills

(3 + 2 = 5 marks)

Answer any 3 questions out of given 4 questions.

1 × 3 = 3

1. What is Competency ? 1

2. Suggest any one way to an entrepreneur to deal with self-doubt. 1

3. What are “Green Jobs” ? 1

4. How can we reduce the emission of greenhouse gases ? 1

Answer any 1 question out of the given 2 questions.

2 × 1 = 2

5. Name any two common entrepreneurial competencies. 2

6. Write any two benefits of green jobs. 2





Section – B

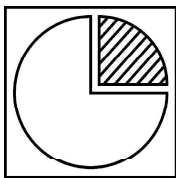
Subject Specific Skills

(4 + 8 = 12 marks)

Answer any 4 questions out of the given 6 questions.

1 × 4 = 4

7. _____ is the first step involved in telling an effective data story. **1**
8. Stories that incorporate _____ and analytics are more convincing than those based entirely on anecdotes or personal experience. **1**
9. _____ change the way in which we interact with data. **1**
10. Stories create _____ experiences that transport the audience to another space and time. **1**
11. Identify the following icon : **1**





12. Each data point holds some _____ which may be unclear and contextually different on its own. 1

Answer any 4 questions out of the given 6 questions. 2 × 4 = 8

13. Explain the term data storytelling. 2

14. “A well told story is an inspirational narrative”. Give two points to justify the given statement. 2

15. “Story telling is considered as a powerful element to enhance global networking”. Justify. 2

16. What happens when visuals are applied to data ? 2

17. What is the purpose of narrative in data storytelling ? Discuss briefly. 2





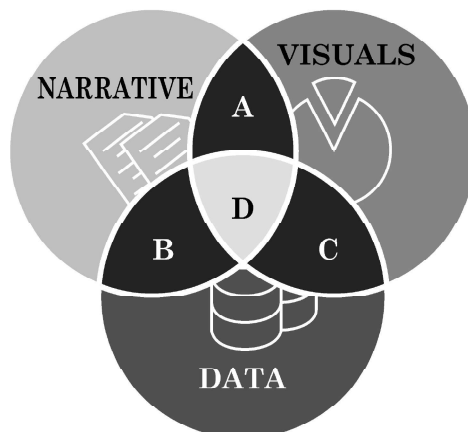
18. Why data storytelling is important ? Give any two points to support your answer. 2

Section – C

Competency-Based Questions (4 × 2 = 8 Marks)

Answer any 2 questions out of the given 3 questions.

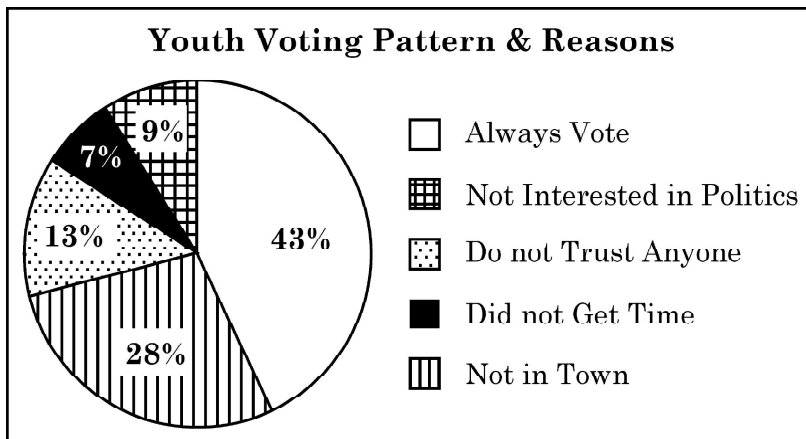
19. Write any four factors that make storytelling a powerful tool. 4
20. With reference to data storytelling, consider the following diagram, Name A, B, C and D. 4





21. The graph given below depicts the voting pattern of youths. Analyse the following figure and give steps that can assist in finding compelling stories from given data sets.

4





*

