

KENDRIYA VIDYALAYA SITAUR
PERIODIC TEST –2 (2019-20)





CLASS-VI
SUBJECT: MATHEMATICS

MAX.MARKS: 40
TIME: 90 MINUTES

Note- Attempt all the questions.

SECTION-A (01 mark each)

1:- The colours of fridges preferred by people living in a locality are shown by the following pictograph :

Colours	Number of people	♀ - 10 People
Blue		
Green		
Red		
White		

The number of people preferring red colour.

- a) 50 b) 55 c) 60 d) 45

2:- A triangle of sides 3 cm, 4 cm and 5 cm. So its perimeter will be —

- a) 12 Cm b) 12 m c) 12 Sq. Cm d) 60 Cm

3:- The length of a young gram plant is 65 mm. Its length in cm.-

- a) 650 cm b) 0.65 cm c) 6.5 cm d) 65.0cm

4:- Find the sum of $(-2) + 8 + (-4) =$

- a) -10 b) 6 c) -2 d) 2

SECTION-B (02 marks each)

5:-The side of a regular hexagon is denoted by l . Express the perimeter of the hexagon using l .

6:- A table top measures 2m by 1m 50 Cm. What is its area in square metres?

7:- Subtract $\frac{3}{4}$ from $\frac{5}{6}$.

8:- Write "Two ones and five-tenths" as decimals.

SECTION-C (03 marks each)

9:- A piece of string is 30 cm long. What will be the length of each side if the string is used to form: (a) a square? (b) an equilateral triangle? (c) a regular hexagon?

10:- Aakash bought vegetables weighing 10 kg. Out of this, 3 kg 500 g is onions, 2 kg 75 g is tomatoes and the rest is potatoes. What is the weight of the potatoes?

11. The following are the number of electric bulbs purchased for a lodging house during the first four months of a year.

Months	Number of bulbs
January	20
February	25
March	30
April	35

Represent the details by a pictograph.

12:- Sweety runs around a square park of side 75 m. Bulbul runs around a rectangular park with length 60 m and breadth 45 m. Who covers less distance?

SECTION-D (04 marks each)

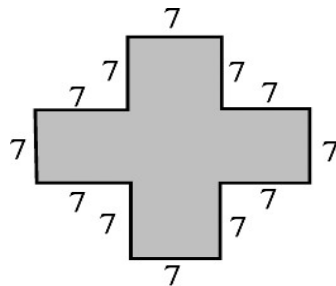
13:- The number of Mathematics books sold by a shopkeeper on six consecutive days is shown below:

Days	Sunday	Monday	Tuesday	Wednes day	Thursday	Friday
Number of books sold	65	40	30	50	20	70

Draw a bar graph to represent the above information choosing the scale of your choice.


- 14:- Find the value of: (a) $0.75 + 10.425 + 2$ (b) $280.69 + 25.2 + 38$
 (c) $18.5 - 6.79$ (d) $11.6 - 9.847$

15:- Split the following shapes into rectangles and find their areas. (The measures are given in centimeters).



16:- PISA QUESTION- Ghreesa draw a rectangle with length 12cm and breadth 10cm. and calculate the area of rectangle. Mrs.Manisha asked Ghreesa can you draw another new rectangles with same area but different in sides as you draw the rectangle.

- (1) Is it possible to draw the rectangle as mother asked?
 (2) Give the possible measurement for side of new rectangle as mother asked?



(3)What is the difference between perimeter of old and new rectangle?