


1. Circle the bottom of stairs and the number at the top. $1 \times 2 = 2$



2. Colour the circle at the top and the star at the bottom. $1 \times 2 = 2$



3. Circle the bigger vegetable. $1 \times 1 = 1$



4. Colour the bigger fruit green and smaller fruit red. $1 \times 1 = 1$



5. Circle the smallest object. $1 \times 1 = 1$

6. Tick () the biggest animal. $1 \times 1 = 1$



7. Tick () the objects which are inside and cross () the objects which are outside. $1 \times 2 = 2$




8. Tick () the child which is farthest from the bus. $1 \times 1 = 1$

9. Tick () the bird which is nearest from the cage. $1 \times 1 = 1$



10. Colour the object below the ball and fruit on the table. $1 \times 2 = 2$

11. Fill in the blanks. $1 \times 2 = 2$



The ball is _____ the girl. The aeroplane is _____ the cloud.
(below/above) (above/below)

12. Write the numbers before, after and between the two numbers.

1x4=4

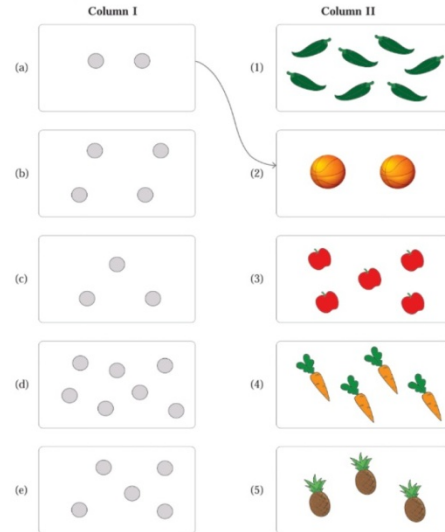
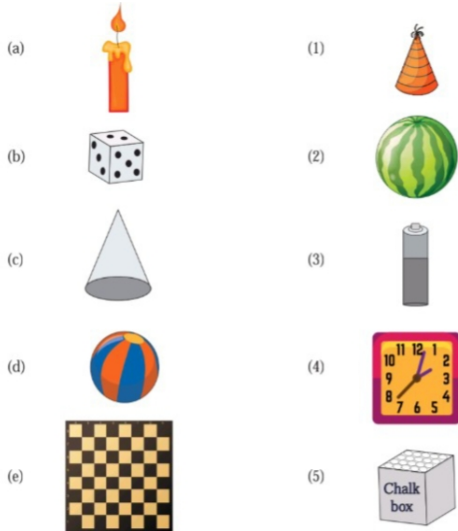


13. Match the same Shapes.

1x5=5

14. Count and match.

1x5=5



15. Tick () the object which can roll.

1x1=1

16. Tick () the object which can slide.

1x1=1




17. Count and write.



18. Look at the vegetables given below Count and write the number of the vegetables below.

1x7=7

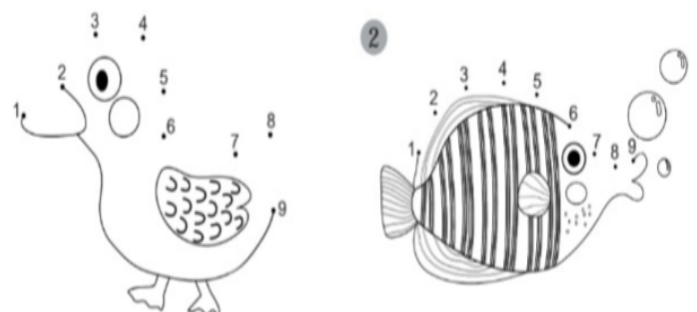



19. Count the object and tick () more and cross () less objects.

1x4=4

20. Join the numbers in the order of 1 to 9.

2x2=4



21. Add and write the missing numbers.

2x2=4

22. Add and write.

1x4=4



1
+ 5

6
+ 2

3
+ 0

3
+ 1



23. Count and subtract.

2x2=4

24. Subtract and write.

1x4=4



6
- 4

4
- 3

3
- 1

5
- 2



25. Fill in the blanks with counting.

1x15=15

26. Count the things and draw a line to join the correct number. One has been done for you.

1x8=8

TO	TO	TO	TO	TO
1	11	21	31	41

1 (connected to 1 trumpet)

7

3

8

5

4 (4 flowers)

9 (9 balloons)

2 (2 basketballs)


6 (6 soccer balls)

8 (8 lollipops)

3 (3 watermelons)

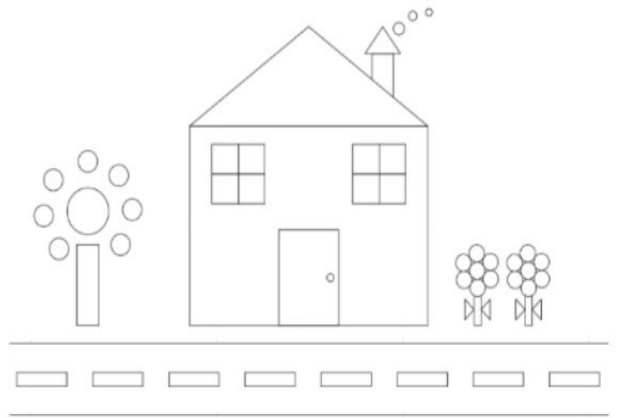
2 (2 lollipops)

27. Colour the biggest number balloon with red
And smallest number balloon with green. 1x4=4




28. Colour the figures with the help of instructions given in
Each part. 1x4=4

□ = Blue, △ = Red, ○ = Green, ▭ = Yellow



29. Make a group of objects according to the number given below. 1x2=2



30. Count objects and circle the correct number. 1x2=2



16	15	14
----	----	----



17	14	15
----	----	----