

ENGLISH

Time : 2 Hrs

Standard : 3

Name of the student :

Name of the school :

Division:

Signature of the teacher:

Signature of the parent:


No.	Activity	Grade
I	Reading Comprehension	
II	Conversation	
III	Description	
IV	Add more lines	
V	Word puzzle	
VI	Read and draw	
	Overall Grade	

Instructions:

- Read all questions before you write. You have 15 minutes for reading the questions.
- **Activity 1 is compulsory.**
- Attempt any 4 activities from II to VI


Activity I Reading Comprehension


Read the story given below and answer the questions.



The squirrel and the puppy were friends. "Come, let's play," puppy said to the squirrel. They began to play.

"Look, there is a cap on the tree," said the puppy. The squirrel climbed the tree and took the cap. "Come, let's play with this cap", said the puppy. The puppy and the squirrel played with the cap.





Suddenly, the squirrel fell into a pond near the tree.

"Help me...Help me ..." the squirrel cried aloud. The puppy jumped into the pond.

"Get on my back", said the puppy. The squirrel climbed on the puppy's back. The puppy came out of the pond. "Thank you friend, you saved my life", said the squirrel.



a) Who are the friends in the story ?

b) What did the puppy see on the tree?

c) Who saved the life of the squirrel?


Who said these words?

d) "Come , let's play"

e) "Help me... Help me..."

Activity II Conversation

Complete the conversation between Abin and the crane .



(1)



(2)



Crane : ?

Abin : I am Abin.

Crane : Why are you crying?

Abin :

(3)



(4)



Crane : Don't worry. I shall help you.

Abin :

Crane : Hold on my legs.

Abin : ?

Crane : We are going to the valley of fruits.

(5)



Abin saw some houses below.

Abin : ?

Crane : Yes, that is your village.

The crane took Abin home.

Activity III Description

The crane was flying with Abin to his home. On the way, they saw many interesting things. One such scene is given below. **Describe the picture.**



A large rectangular box with a solid top and bottom border and horizontal dotted lines inside, intended for writing a description of the picture.

Activity IV Add more lines

The bear went back to the forest. Buzz - Fuzz, the fly and his friends were happy. They began to sing a song.

Add more lines to the song .

It's a happy day,

This house is made of love.

We shall sing , we shall run

We are ready to play.



It's a happy day,


This house is made of love.

.....

.....

Activity V Word Puzzle

Complete the puzzle based on the hints.



Hints

Across

1. Place to buy things
2. Home of wild animals

Down

3. We see plants, flowers and butterflies here.
4. You can see waves here
5. We see clouds here.

Activity VI Read and draw

Read the sentences given below. Draw the picture according to the instructions.

- a) Draw a house.
- b) Draw a tree near the house.
- c) Draw a bird on the tree.
- d) Draw two birds flying in the sky.
- e) Draw a plant with flowers under the tree.

Draw and colour the picture.

