

Class 3

Time : 2 Hrs

Name of the Student	Sl. No.	Activities	Grade
Name of the School.....	1	Beautiful Butterfly	
.....	2	The Food We Eat	
Division	3	Lesson on Agriculture	
Parent's Signature.....	4	My Garden	
Teacher's Signature.....	5	No Soil... No Life...	
	6	Health is Wealth	
		Overall Grade	


INSTRUCTIONS

- 1 The first 15 minutes is cool-off time.
- 2 Write any 5 activities from Activity 1 to 6.
- 3 Attempt all the sub questions of the selected activities.

Activity 1 - Beautiful Butterfly

How beautiful are the butterflies fluttering their colourful wings! Do you know that butterflies are needed for growing fruits and vegetables in plants?


Colour the butterfly in the picture.



a) A butterfly has four stages in its life cycle. Observe the given pictures and write the stages.



b) Do you like this butterfly? Colour it yellow. Which type of a butterfly is this?



c) Name any two types of butterflies that visit your garden.

•

•

d) We have to ensure the protection of butterflies. How can we attract them to our courtyard?

.....

.....

Activity 2 - The Food We Eat

A variety of food items should be included in the diet to avoid malnutrition. Which categories do the following food items belong to

Moringa leaves	Grapes	Bengal Gram	Apple
Cabbage	Green Gram	Tapioca	Orange
Green Peas	Snake Gourd	Pumpkin	Yam
			Ladies finger

a) Complete the table.

Tubers
	Bengal Gram			

b) I belong to pulses family.

I'm green in colour.

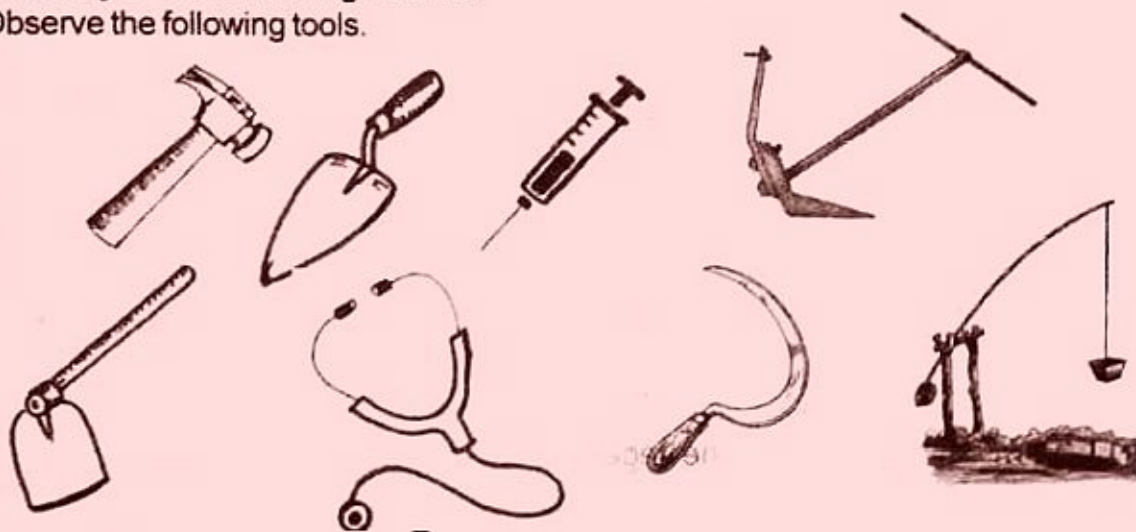
I'm smaller than the bengal gram. Who am I ? •

c) Find the odd one.

Milk, Egg, Tapioca, Meat •

Activity 3 - Lesson on Agriculture

Observe the following tools.



a) Write the names of the tools used for agriculture.

-
-
-
-

b) Clothes reach our hands as a result of the hardwork of many people. Cloth making involves many stages from the cultivation of cotton to reaching the textile shops for sale.

Now, complete the process of cloth making in proper order.

-
-
-
-
-
-

c) Many of the tools we use for agriculture today did not exist in past. Name the tools which were commonly used in olden days instead of the below given tools.

Motor pump

Tractor

Activity 4 - My Garden

High pesticides in
vegetables

High rates of pesticides -
Increase in the number of patients

a) Have you read the headlines from the newspaper? It tells us the need to make our own kitchen garden. What are the preparations to be made to make a vegetable garden?

-
-
-
-
-

b) Write down the merits of the vegetables and fruits cultivated in our own vegetable garden.

-
-
-
-

Activity 5 - No Soil... No Life...

a) "The plastic covers scattered in the ground after the festival can be buried." Ammu said. Do you agree with her? Why?

.....

.....

b) Programmes related to cleanliness are going on in the school. The teachers as well as the members of **Suchithwa Club** were part of these activities. Given below are the objects they collected while cleaning. Write down the objects which do not decompose in soil.

Collected objects

Banana peel
Leaves
Newspaper
Thermocol
Plastic cover
Wood pieces
Cloth mask
Food waste
Chocolate wrapper
Straw (Plastic)
Balloons
Flowers
Plastic bottles

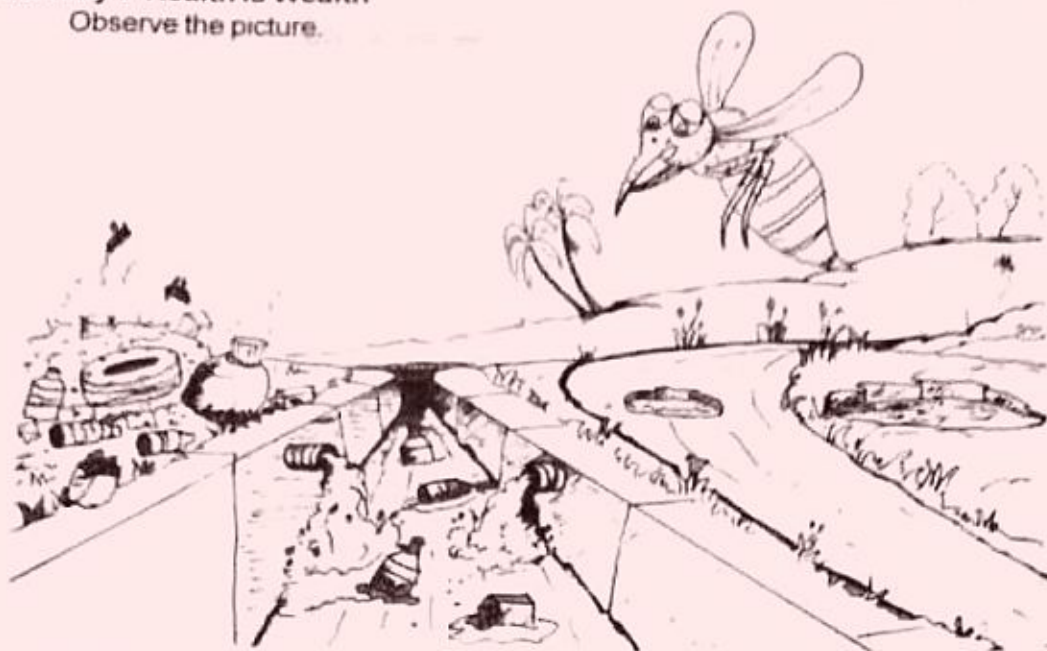
Objects which do not decompose in soil

-
-
-
-
-
-

b) It is decided to display posters on different areas in the school to convey the message "No Soil... No Life". Prepare suitable sentences to be included in the poster.

Activity 6 Health is Wealth

Observe the picture.



a) Find the situations from the picture that spread diseases.

-
-
-
-

b) We have to keep the water unpolluted. Write any four diseases that spread through water.

-
-
-
-

c) Personal hygiene and good health habits are as important as environmental hygiene. Find out the **bad** health habits from the following list and put a (X) mark.

- Use boiled water for drinking.
- Toilet at open spaces.
- Eat food at the right time.
- Take food kept open or stale.