

Standard : 2

Time : 2 Hrs

Name of the student :	<table border="1"> <thead> <tr> <th>No.</th> <th>Activity</th> <th>Grade</th> </tr> </thead> <tbody> <tr> <td>1.</td> <td>Let's Sing</td> <td></td> </tr> <tr> <td>2.</td> <td>Beautiful Valley</td> <td></td> </tr> <tr> <td>3.</td> <td>Minu's Fruit Basket</td> <td></td> </tr> <tr> <td>4.</td> <td>The Mother Sparrow</td> <td></td> </tr> <tr> <td>5.</td> <td>Little Birds</td> <td></td> </tr> <tr> <td colspan="2" style="text-align: center;">Overall Grade</td> <td></td> </tr> </tbody> </table>	No.	Activity	Grade	1.	Let's Sing		2.	Beautiful Valley		3.	Minu's Fruit Basket		4.	The Mother Sparrow		5.	Little Birds		Overall Grade		
No.		Activity	Grade																			
1.		Let's Sing																				
2.		Beautiful Valley																				
3.		Minu's Fruit Basket																				
4.		The Mother Sparrow																				
5.	Little Birds																					
Overall Grade																						
Name of the school :																						
Division:																						
Signature of the teacher:																						
Signature of the parent:																						

Activity I - Let's Sing

Do you remember Minu?

Minu has many friends.

She sang a beautiful song with her friends.

Let's listen to her song and sing with her.

I have a home
Happy little home
I love my home.



I have a doll
A cute little doll
I love my doll.



I have a

.....

.....




Activity II - Beautiful Valley

Look at the picture.

This is a valley.

What do you see there ?



- a) There are many trees.
- b) There are many..... on the tree.
- c) Two birds are on the tree.
- ♦ Can you see the birds and animals there ?
- ♦ What are they doing?
- d) The animals are
- e) Many birds arein the sky.

big

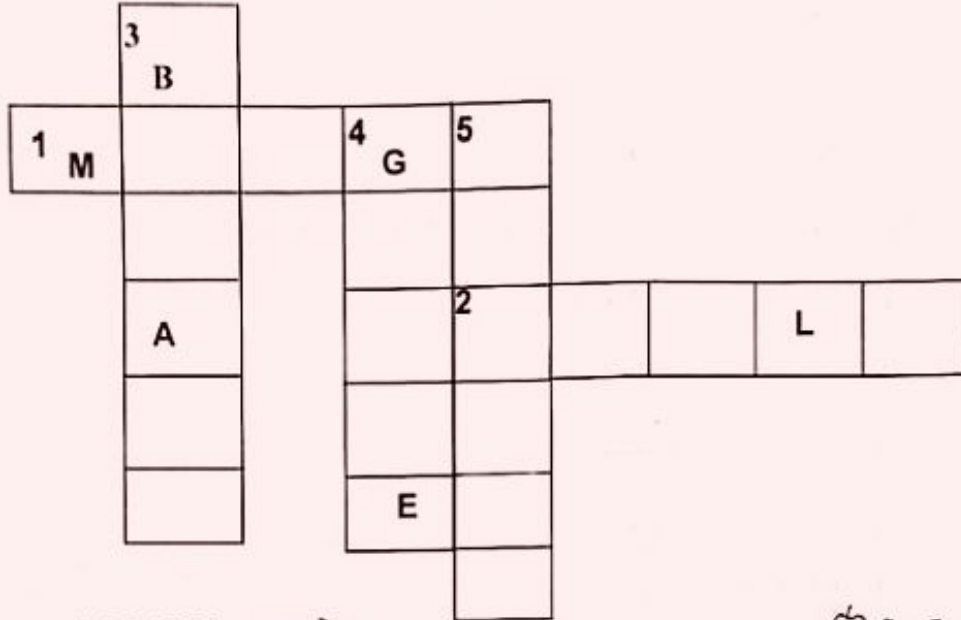
fruits

sitting

Activity III - Minu's fruit basket

Read the hints and write.

Minu's fruit basket will help you .



ACROSS →

- I am a fruit
You can see me in trees
I have a big seed inside.
- I am round and red
I am sweet.

DOWN ↓

- I am yellow out side, white inside .
I am long.
- I am seen in violet, black and green colours
I am small, round and sweet.
- There is a colour in my name.



Activity IV - The Mother Sparrow

Look at the picture.

Don't you know the story?

Some events of the story are given below.

Write the events against the picture related.



- ◆ The little sparrows are crying.
- ◆ It started raining .
- ◆ Mother sparrow is flying with cherries.
- ◆ The mother sparrow and little sparrows are happy.
- ◆ The fire grabbed the neem tree.




Activity V - Little Birds

Manu caged two little birds.

He kept the cage near the window.

The mother bird saw them and came near.



Complete the conversation.

Mother bird : Oh! my little ones.....?

Little birds : Mother , we are caged.

Mother bird : Who put you in the cage ?

Little birds :

Mother bird :

Little birds : No, we can't open the cage .