

Time : 2 Hrs

Class: 4

Name of the Student

Name of the School.....

Division

Parent's Signature.....

Teacher's Signature.....

Sl. No.	Activities	Grade
1.	The Road to Independence	
2.	Songs of Kerala	
3.	The Earth and the Moon	
4.	We too are Protectors of Nature	
5.	Let's Know the Air	
6.	Let's Know the Direction	
Overall Grade		

INSTRUCTIONS

- The first 15 minutes will be cool-off time.
- Write answers to any **Five** activities from the given **Six** Activities.
- Answer all the sub questions of the selected activities.

Activity I - The Road to Independence

- A) Given below are the pictures and details related to freedom struggle. Match them drawing lines.

1)



a

An open ground in Punjab with only one entrance.

2)



b

Salt is the symbol of strength in the Indian freedom struggle.

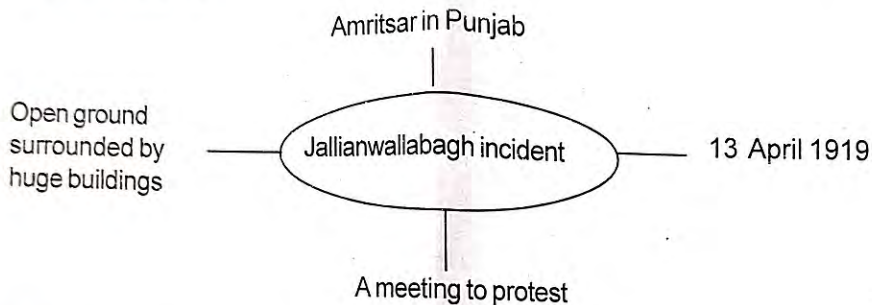
3)



c

Not to cooperate with the British Government at any level.

B) The most cruel attempt of the British to frighten the Indians that took place in Jallianwallabagh.



Using the above hints, prepare a note on Jallianwallabagh incident.

Blank area for writing a note on the Jallianwallabagh incident.

Activity 2 - Songs of Kerala

Given below are the different types of songs in Kerala.



A) Analyse the features of different types of songs and complete the table.

Features	Types of song
1. Songs of a region that are passed from one generation to another	
2. Songs popularised by Moyeenkutty Vaidyar in Kerala.	
3. Songs describing the valour and greatness of famous warriors.	
4. Songs sung by farmers with the rhythm of planting paddy.	

B) "Omanathinkal Kidavo


Nalla Komalathamara Puvo"..

In which of the following category does the song belong to?

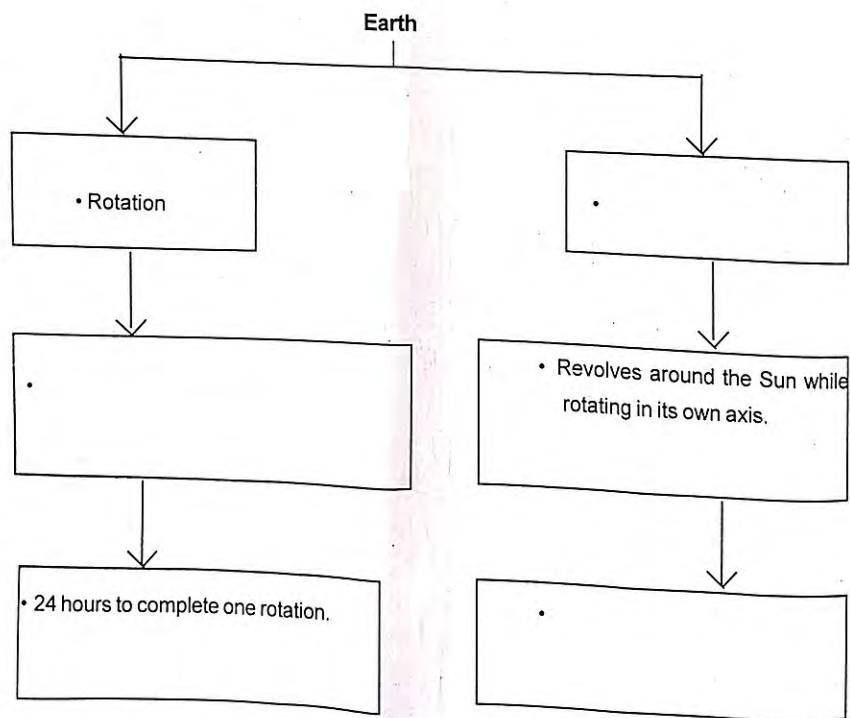
- Vanchipattu • Tharattupattu • Njattupattu • Vadakkanpattu

Activity 3 - The Earth and the Moon

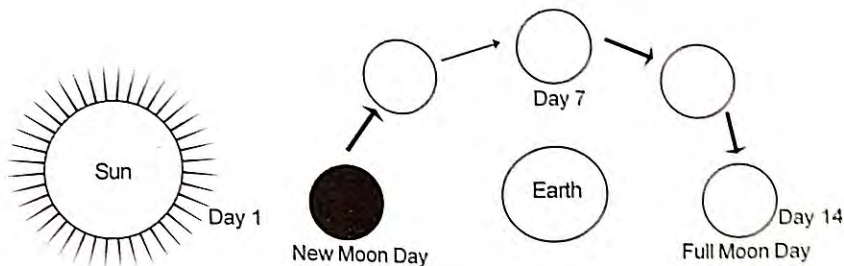
Observe the picture.



- A) Earth has two types of movements. Complete the flow chart including the features of these two movements.






- B) Sarath is trying to draw, how the moon appears from the New Moon Day to the Full Moon Day. Help Sarath to shade the pictures suitably.



Activity 4 - We too are Protectors of Nature


- A) Birds are the protectors of nature. Write how the following birds are beneficial to the environment.

- B) In many ways birds are beneficial to the environment. But many birds are decreasing in number today. What may be the reason? Write them.

Activity 5 - Let's Know the Air

Observe the picture.



A) Which property of the air is used to fill the tyre of a vehicle?

Choose the correct answer from the following.


- Air has the power to spread around.
- Air can lift weight.
- Air has no definite shape.

- B) Prepare an experiment note to prove "Air has the power to spread around".
The materials used for the experiment are given below. Prepare the experiment note including the following steps-

(Materials, Mode of Experiment, Findings, conclusion.)


Materials.

glass, balloon, thread, match box, incense stick,
paper, kattadi, cardboard



Activity 6 - Let's Know the Direction

The sketch of Keerthana's school is given below.



Analyse the sketch of the school and find out the answers with the help of the index.

- A) On which direction of the school is the road seen?

- B) What is seen on the west side of the office?

- C) On which direction of the classroom is the butterfly park?

- D) On which direction of the stage is the well located?

- E) Mark the flag post at the south of the classroom and west of the office.