

**KERALA READER**  
**ENGLISH**

**Standard III**  
**Part 1**



**Government of Kerala**  
**Department of General Education**

**State Council of Educational Research and Training (SCERT), Kerala**

**2024**



## OUR NATIONAL ANTHEM

Jana-gana-mana-adhinayaka, jaya he  
Bharatha-bhagya-vidhata  
Punjab-Sindh-Gujarat-Maratha  
Dravida-Utkala-Banga  
Vindhya-Himachala-Yamuna-Ganga  
Uchchala-jaladhi-taranga  
Tava subha name jage,  
Tava subha asisa mage,  
Gahe tava jaya-gatha  
Jana-gana-mangala-dayaka jaya he  
Bharatha-bhagya-vidhata  
Jaya he, jaya he, jaya he,  
Jaya jaya jaya, jaya he.

## NATIONAL PLEDGE

India is my country.  
All Indians are my brothers and sisters.  
I love my country,  
and I am proud of its rich and varied heritage.  
I shall always strive to be worthy of it.  
I shall give respect to my parents, teachers, and all elders,  
and treat everyone with courtesy.  
To my country and my people,  
I pledge my devotion.  
In their well-being and prosperity alone, lies my happiness.

Prepared by:  
**State Council of Educational Research and Training (SCERT)**  
Poojappura, Thiruvananthapuram - 695012, Kerala  
Website : [www.scertkerala.gov.in](http://www.scertkerala.gov.in), e-mail : [scertkerala@gmail.com](mailto:scertkerala@gmail.com)  
Phone : +91 - 471 - 2341883



First Edition 2024

Printed at : KBPS, Kakkanad, Kochi - 30

© Department of General Education, Government of Kerala



## FOREWORD

Dear learner,

Welcome to your English Textbook. This book is here to make learning English exciting and enjoyable.

It has interesting stories, poems, picture narratives and charming illustrations to enhance your learning experience. Many activities are incorporated to encourage conversation and boost your confidence in speaking English. Our goal is to guide you towards independent engagement with English language.

Interactive questions in the stories and poems are crafted to stimulate your thinking and imagination. They also help you develop problem-solving as well as critical and creative thinking abilities.

The Textbook also introduces slots for both independent and creative writing. You will find ample opportunities to have fun and play with words. Self-speaking icons are used to denote the variety of activities.

Enjoy learning English.

Best wishes,

**Dr Jayaprakash R K**

Director

SCERT, Kerala



## TEXTBOOK DEVELOPMENT TEAM

### Advisor

**Prof. (Dr) Meena T Pillai**

Head of Department, Institute of English, University of Kerala

### Chairman

Viswambharan K R, Principal (Rtd), DIET Alappuzha

### Experts

Suresh P, Sr. Lecturer (Rtd), DIET Wayanad

Sukhadan K N, Headmaster (Rtd), AUPS Pariyapuram, Malappuram

Dr Rajendran A, Principal (Rtd), DIET Palakkad

Reshmi Reghunath, HSST, GGHSS Manacaud, Thiruvananthapuram

### Members

Priyesh K, LPST, GHSS Vayakkara, Kannur

Mohamed Sidhik M K, HM, GMLPS South Pallar, Malappuram

Ullas U G, HST, CBHSS Vallikunnu, Malappuram

Shaji Mathew, Pathanamthitta

Premjith Sureshbabu, Thiruvananthapuram

Madhusoodanan V, Lecturer, DIET Kasaragod

Manju P K, Lecturer, DIET Kottayam

Girija K, LPST, GUPS Chamravattam, Malappuram

Shyju C, LPST, ALPS Nattakkal, Kasaragod

Santhosh Kumar A V, UPST, Udinoor Central AUPS, Kasaragod

Ashraf Molayil, UPST, GMUPS Areekode, Malappuram

Anoop O M, LPST, GMLPS Nellikuth North, Malappuram

Umadevi, UPST, VPUPS Kaladi, Edappal, Malappuram

Jose Kuriyan, LPST, St. Michael's HS, Thathampally, Alappuzha

Sreela S Nair, LPST, GLPS Nedumangad, Thiruvananthapuram

### Academic Coordinator

**Dr L Sudarsanan**

Research Officer, SCERT Kerala.



# CONTENTS



## Unit 1

### Tender Touch

07



## Unit 2

### Festive Fun

37



## Unit 3

### In Harmony

61

## icons used



curtain raiser



interaction



activities



world of words



let's sing



let's write



art and craft



read and rejoice



creative writing



let's speak



project



digitask



# **THE CONSTITUTION OF INDIA PREAMBLE**

**WE, THE PEOPLE OF INDIA**, having solemnly resolved to constitute India into a **<sup>1</sup>[SOVEREIGN SOCIALIST SECULAR DEMOCRATIC REPUBLIC]** and to secure to all its citizens :

**JUSTICE**, social, economic and political;

**LIBERTY** of thought, expression, belief, faith and worship;

**EQUALITY** of status and of opportunity; and to promote among them all

**FRATERNITY** assuring the dignity of the individual and the **<sup>2</sup>[unity and integrity of the Nation]**;

**IN OUR CONSTITUENT ASSEMBLY** this twenty-sixth day of November, 1949 do **HEREBY ADOPT, ENACT AND GIVE TO OURSELVES THIS CONSTITUTION.**

1. Subs. by the Constitution (Forty-second Amendment) Act, 1976, Sec.2, for "Sovereign Democratic Republic" (w.e.f. 3.1.1977)
2. Subs. by the Constitution (Forty-second Amendment) Act, 1976, Sec.2, for "Unity of the Nation" (w.e.f. 3.1.1977)



# TENDER TOUCH



*“Give your hands to serve, and your hearts to love.”*  
Mother Teresa



▶  Curtain raiser ◀



Compare the above pictures.  
What are your comments?



## A Sunny Morning

The morning sun peeped through the window.

“Sasha, Sasha, it’s getting late, dear.”

Mother called Sasha in a soft voice.

She was half asleep.

“Oh, *Amma*, let me sleep a little longer.”

“No dear, it’s already late.” Mother came in and gently patted her.

Sasha got out of bed, rubbing her eyes.

“What’s that smell? Lovely!” She took a deep breath.

She rushed to the kitchen. Mother followed her.



Why did Sasha rush to the kitchen?  
What will she see in the kitchen?



## Sasha's Favourite Snack

Father was busy in the kitchen.

“Sasha, your favourite snack is ready.” He said.

“*Amma*, shall I take some of it to school?” Sasha asked.


“Sure dear, go and get ready.” Mother said.

She went to the washroom, humming a tune.

“Sasha, aren't you ready yet?” It was Naveen, her friend.

He was waiting at the gate.

“Just five minutes!” Sasha hurried up.



What is Sasha's favourite snack?  
Can you make a guess?



## The Surprise

Sasha and Naveen reached school just before the bell rang.

“It smells nice! What’s in your bag?” Naveen asked.

“It’s a surprise! Wait for a while.”

Sasha took out the tiffin box and opened it.


“Wow! *Unniyappam!*” Naveen exclaimed.

All the children rushed towards Sasha.

“Wait, don’t rush. There’s enough for everyone.” Naveen said.

At that moment, someone appeared at the window.

“Hey, who is that?” Sasha asked.



Sasha saw somebody at the window.  
Who could that be?



## A Girl at the Window

Naveen looked at the window and saw a girl.

“I have seen her somewhere,” he said.

The girl was looking at them curiously.

Her messy hair was swinging in the wind. She looked very tired.

Sasha went to the window. She offered an *unniyappam* to the girl.

But the girl ran away without taking it.

Sasha’s eyes followed the girl.

But the girl disappeared behind the bushes.

“Where does she live?” Sasha asked Naveen, who was enjoying a big bite of *unniyappam*.

“I don’t know,” he said.

“Poor girl! Her clothes are torn.” Sasha said.



Why didn't the girl accept the *unniyappam*?



## The Girl Comes Again

*The best of friends  
Can change a frown  
Into a smile  
When you feel down.*

Ms. Anupama, their teacher, was singing a song in the class.


Suddenly Sasha saw the girl again at the door.

“Poor girl... I think she wants to come in,”

Sasha murmured.



“Listen,” said the teacher.  
Hearing the teacher’s voice,  
the girl ran away.



Why did the  
girl come again?



## A Lullaby

After school, Sasha and Naveen were walking home. On the way, they heard someone singing a song.

*The best of friends  
Will understand  
Your little trials  
And lend a hand.*

“Naveen, do you hear the song?” Sasha asked.

“That’s the song our teacher taught us today!” Naveen replied.

“But who’s singing?”

“Come, let’s find out.”



Who do you think was singing?

## A Pleasant Surprise

Sasha and Naveen spotted the girl near a tree.

She was cradling her little brother, singing the song.

“How quickly has she learnt the song!” Naveen whispered to Sasha.

The girl saw them and smiled.

She tried to comb her dry hair with her fingers.

“You sing beautifully!” Naveen appreciated her.

Sasha wanted to give the girl a gift.



What would be Sasha's gift?





## The Gift

Sasha opened her bag and took out a book.

It was a picture story book.

“Here’s a gift for you,”

Sasha handed it over to her.

The girl wiped her hands on her skirt.


She received the book with a smile.

“Kabitha, who is there?” Her mother called out.

“Let’s go,” Naveen hurried, hearing the voice.

“We should tell Anu teacher about Kabitha.

I think she will help her,” Sasha suggested.



Will Anu teacher help Kabitha? How?



## The Smile

“Dear children, today we have a new friend.

She belongs to a place far away. Let’s welcome her.”

The headmaster introduced Kabitha in the school assembly.

She came forward, dressed in the school uniform.

She smiled warmly at everyone.

The headmaster invited Kabitha’s parents to the stage.

All the children clapped.

“I congratulate Sasha and Naveen. They helped Kabitha to join us.”

“Sasha, Naveen, please come to the dais.”

The headmaster encouraged, clapping hands.



Why did the headmaster invite Sasha and Naveen to the dais?





## Tears of Joy

Sasha and Naveen moved towards the stage.  
The headmaster shook hands with them.  
All the children applauded them again.  
Kabitha looked at Sasha and Naveen.  
Her eyes brightened with gratitude.  
Anu teacher's song was echoing in every mind.

*The best of friends  
Worth more than gold  
Give all the love  
A heart can hold.*

Anupama teacher came forward and hugged Kabitha. The girl smiled. A tiny drop of tear glittered in the corner of her eyes.



Why did Kabitha smile?



accept	: to receive
applaud	: to clap hands
appreciate	: to congratulate
dais	: a raised platform
echo	: to repeat a sound
frown	: a facial expression indicating displeasure or sadness
glitter	: to sparkle
gratitude	: feeling thankful and appreciative
hug	: an act of holding somebody tightly to show love
humming	: making a low, continuous sound with closed lips
hurry	: to move quickly
introduce	: to make known to others for the first time
lend a hand	: to offer help
lullaby	: cradle song
murmur	: to speak in a low, soft voice
peep	: to look secretly
rush	: to move quickly
search	: to look for
suggest	: to give an idea
surprise	: something unexpected
tender	: soft
trial	: a test of the performance
wipe	: to clean





### Let's be friends

*Let's be friends, let's play together*

*Having fun, all together.*

*Let's be friends, let's play together*

*Having fun, all together!*

*Your turn, then my turn*

*Let's share, and say 'Thank you'.*

*Your turn, then my turn*

*Sharing is caring, that's what we do!*

*Jessie Grimes / Rosanne Adediran*



What are the games you play with your friends?



### Activity 1

Identify the rhyming words and give the same colour to each pair.



frown



hold



hand



understand



down



gold



### Activity 2

Complete the poem, using the clues given in the box.

#### My Friend

My friend is like a butterfly  
Fluttering in the garden.

My friend is like a peacock  
Dancing in the woods.

My friend is like a .....

.....

.....

.....

.....

.....

tree

boat

flower

star

blooming in the garden

swaying in the wind

shining in the sky

floating on the river





### Activity 3

**Let's discuss.**

What does your mother do at home?

What does your father do at home?

Do you help your parents? How?



### Activity 4

**Write Sasha's thoughts.**

Sasha offered an *unniyappam* to the girl.

But the girl ran away without accepting it.

What could be Sasha's feelings?

.....

.....

.....

.....

.....

.....

.....

.....





### Activity 5

Sasha told Anu teacher about Kabitha.

Write the conversation between Sasha and her teacher.



Teacher, on our way home we saw a girl.



\_\_\_\_\_



\_\_\_\_\_

\_\_\_\_\_



\_\_\_\_\_



“Don’t worry. Our headmaster is out of station today. Let me contact him.”



### Activity 6

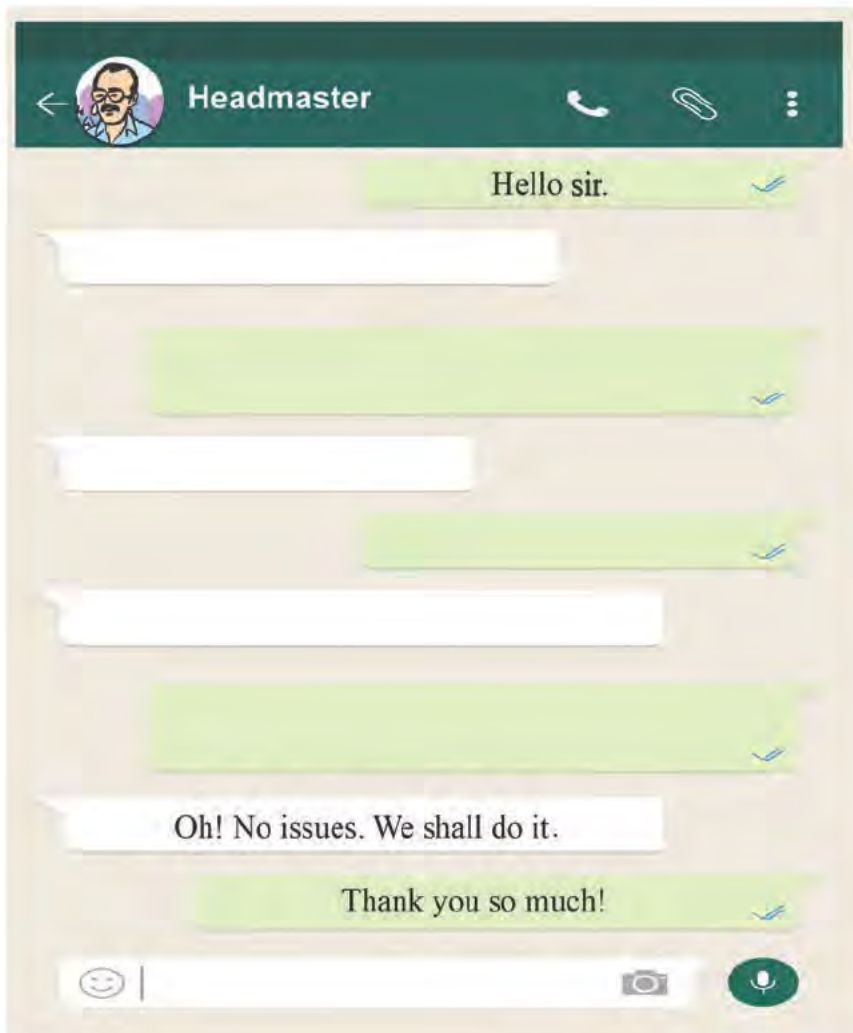


Ms. Anupama started messaging the headmaster.  
**Select suitable dialogues and fill up the chat box.**

Who were they? They wanted to admit a girl to our school.

Why did they come? Today, two of our students came to me.


Sasha and Naveen Hi... Anupama teacher.





### Activity 7

Put a tick mark(✓) against the pictures that reflect acts of kindness, and comment on them.



### Activity 8

Some events of the story are given below. Write them in order.

- ※ The headmaster congratulated Sasha and Naveen.
- ※ Sasha and Naveen visited Kabitha.
- ※ Kabitha was cradling her younger brother.
- ※ Naveen noticed a girl next to the window.
- ※ Sasha gave a picture story book to Kabitha.

.....

.....

.....

.....

.....





### Activity 9

Look at the picture and describe the scene.

.....

.....

.....

.....

.....

.....

.....

.....

.....

.....

.....

.....

.....

.....

.....

.....

.....

.....

.....

.....

.....

.....







## Activity 12



Look at the picture and make a list of things in the kitchen. Write them below.

Visit your kitchen and add more items to the list.

### Kitchen Orchestra



.....

.....

.....

.....

.....

.....

.....

.....

.....

.....



### Activity 13

Classify the given terms into kitchen utensils, food items and food ingredients.

Collect pictures of these and make an album.

spoon, plate, egg, pressure cooker, banana, chilly powder, salt, bowl, knife, sugar, fork, tea leaves, kettle, frying pan, sieve, wok, coriander powder, mint leaves, rolling pin, spatula, grater, ladle, sambar powder, tomato, ginger, strainer, rice pot, boiled rice, clay pan, earthenware, kitchen stove, oven, hearth, grinding stone, scoop, mortar and pestle, fried dumplings, steamed dumplings, banana fritters, steamed rice cake, ghee rice, rice soup, sardine fry, lentil fritters, string hoppers, cooked rice.

Kitchen utensils	Food items	Food ingredients



### Activity 14

'*Amma*, shall I take some *unniyappam* to school?'

Sasha asked.

What would you like to share with your friends?



.....

.....

.....

.....

.....

.....

I would like to share my toys with my friends.







## The Boy and the Bird



This is Rinku. All his friends have gone home from school. He is waiting for his father.

“Keeyo..Keeyo...,”  
Rinku **heard** a sound.  
It was the cry of a little bird.  
It came from a pile of dry leaves.



Rinku sat on his knees.  
He **groped** through the leaves.  
His hands stumbled on a poor little bird.

“Meow...Meow...,”  
Rinku **felt** the presence of a cat.  
“Will it catch the chick?” He worried.  
He threw a stone at the cat.



Rinku gently picked the baby bird.  
“Where is its nest?  
Where is the mother bird?”  
He **listened** carefully.  
Finally, he located the tree.



Rinku put the bird in his pocket.  
He climbed on to the top of the tree.  
He **felt** the branches and  
leaves with his hands to find the nest.  
At last, he found the nest.



Rinku took the bird out of his pocket.  
He carefully placed it in the nest.  
The baby bird chirped happily.



The mother bird looked at  
the boy thankfully.  
But he couldn't see the bird.  
**He was blind!**





# RECAST

The story in my words

1



What did Sasha's mother do?

2



What was Sasha's father doing?

3



What did Sasha do?

4



Who did Sasha see near the door?

5



What did Sasha and Naveen hear?

6



What did Sasha give Kabitha?

7



What happened in the school assembly?

8



Everybody became happy. Why ?



# RECAST

Narrate the story in your own words.  
You may draw pictures as well.

Handwriting practice area consisting of 20 horizontal dotted lines.




## Activity 16



Observe the pictures.

Write a story in *My Creative Space*.





▶ My Creative Space ◀





## Activity 17

### Digitask

#### **Video clip**

Sasha's father was making *unniyappam*.

Have you watched your father or mother cooking?

Have you ever cooked something?

Prepare a cookery video with your audio commentary.

Send it to your teacher.

#### **Audio diary**

Record an audio clip, narrating an interesting event, such as *Praveshanotsavam*, observing special days like World Environment Day, English Assembly, etc. held in your school.

You may also create an audio clip about the books you have read in connection with Reading Day celebrations.


## FESTIVE FUN



*“You are invited to the festival of this world  
and your life is blessed.”*

Rabindranath Tagore





What does the picture show?  
Why are the people happy?

### Let's sing a song


Happy birthday to you  
Happy birthday to you  
Happy birthday dear  
Happy birthday to you.



From good friends and true friends,  
From old friends and new friends,  
May good luck go with you,  
And happiness too.



## The Sea Palace



A goldfish was swimming in the sea.  
He saw many of his friends moving in the same direction.  
A starfish was floating on the waves.  
A jellyfish sparkled in the blue water. Dolphins were dancing.  
“Where are they going?” The goldfish thought. He followed them.  
In the deep sea, he saw a beautiful glass palace.  
It was decorated with gems and pearls.  
The doors of the palace were wide open.



Goldfish and his friends reached the palace.  
What will happen next?



## The Mermaid

A beautiful mermaid appeared near the door.

“How pretty she is!”

Exclaimed the goldfish.

“Happy birthday, Princess Julia!

We have brought you some gifts!”

All of them said together.

The jellyfish brought glinting lights.

The whales came with jingling bangles.

The dolphins carried fragrant flowers.

Julia smiled and replied,

“Thank you, my dear friends!

Come on, let’s begin the party!”

There was a big cake on a table in the hall. The party began.



How will they begin the party?



## The Birthday Party

Princess Julia went to the table and cut the cake. She looked cute in her beautiful diamond crown.

All clapped and sang.

“Happy birthday to you, Princess Julia!”


Everyone presented their gifts to Julia.

“I’m so grateful to you all.

Let’s dance and have fun!”

Said the Princess, smiling.

The music began. They started dancing.



Have you ever participated in a celebration? Share your experience.



## The Feast

“Now, let’s have the feast,” the Princess invited.

Everyone started enjoying the food.

“So yummy! So delicious...” A starfish licked his plate.

“I love the chocolate!” A shark gulped a big piece.

“The juice is so refreshing!” A jellyfish sipped to the last drop.

Suddenly, a dolphin whistled loudly.

“What’s happening?” asked the shark.



Why did the dolphin whistle?





## A Threat

“The men are coming again to dump more plastic waste in the sea!”

Exclaimed the dolphin. All became angry.

“Many of our friends died, eating plastic waste.”

The shark ground his teeth.

“We should stop them,” they said together.

“Don’t worry friends,” said the blue whale.

“I’m the biggest animal in the world. I’ll drive them away.”

The blue whale took a swift turn and swished.

The shark followed her.




What would the blue whale do?





## Forgiveness

The whale and the shark went near the boat.  
The shark beat the boat with his tail.  
The men in the boat trembled with fear.  
They cried for help.  
By this time, the Princess and others reached there.  
“I will crush them.” The crab opened her claws.  
“Please don’t hurt us, we won’t dump waste in the sea again!”  
The men begged.  
“You are polluting our sea!  
You are destroying our lives. Don’t repeat it,”  
warned Princess Julia, and let them go.  
Rays of the sun brightened the waves.




 World of Words



crown



fragrant flower



glinting light



grinding teeth



jingling bells



mermaid



sipping


- claws : sharp pointed nails of animals and birds
- deep : far down
- delicious : very tasty
- drive away : make someone/something go away
- dump : to put
- float : to move on water without drowning
- fragrant : having a sweet smell
- grateful : thankful
- glinting : sparkling of light
- gulp : to swallow quickly
- jingle : to make a light, ringing sound similar to that of bells
- swish : to move quickly with a swooshing sound
- tremble : to shake with fear
- trickle : flow in a small stream





### Activity 1

The pictures of Julia's friends are given below. Identify them and write their names in the columns. (whale, octopus, crab, shark, jellyfish, mackerel, starfish, prawn)



### Activity 2

Some words are given below. Classify them into fruits and vegetables. Add more items in the list.

pomegranate, broccoli, apple, grapes, carrot, potato, cucumber, strawberry, pineapple, cauliflower, avocado, watermelon, beans, peas, radish, blueberry, kiwi, papaya, cabbage, plum, pear, beetroot, ladies finger, spinach, tomato, orange, cherry

Fruits	Vegetables
pomegranate	carrot



### Activity 3

The recipe of vegetable salad is given in the box.  
Read it.



Take some vegetables that can be eaten raw.

Wash them.

Peel the skin if needed.

Chop them into pieces.

Put them into a bowl.

Add a pinch of salt and pepper.

The salad is ready.



Now, let's make a fruit salad.  
How do we make a fruit salad?



My Recipe


.....  
.....  
.....  
.....  
.....  
.....  
.....  
.....



### Activity 4



Observe the picture. Identify the fruits and vegetables in the shop and write them below.



Fruits

Vegetables

.....	.....
.....	.....
.....	.....
.....	.....
.....	.....
.....	.....
.....	.....

### Activity 5



Prepare an album collecting pictures of various fruits and vegetables.

### Activity 6



Rewrite the sentences in the given format:

A mermaid, in a beautiful dress appears near the window.

*A mermaid, in a beautiful dress appeared near the window.*

The jelly fish brings glinting lights.

The whales come with jingling bangles.

The dolphins carry fragrant flowers.

Julila smiles.

The party begins.

### Activity 7



Look at the pictures given below. The words underlined indicate a group.

Now, look at the pictures and write suitable word from those given in brackets. (herd, team, bunch)



a fish



a school of fish



a .....of players



a banana



a bunch of bananas

a .....of sheep



a dog



a pack of dogs



a .....of keys





### Activity 8

Complete the following picture by joining the dots. Then colour it. Write a conversation between the Mermaid and the Goldfish.



- Mermaid : .....
- Goldfish : .....
- Mermaid : .....
- Goldfish : .....
- Mermaid : .....
- Goldfish : .....

Do you enjoy playing with water?  
Let us read a poem.

## Water


Turn on the tap  
and the water flows.  
Does anyone know  
where the water goes?

Turn on the tap  
and the water comes.  
Does anyone know  
where the water's from?

Water is clean  
and water is cool,  
living in rivers  
and raining in pools.

Yet, water can trickle  
and wells can dry up  
till there's nothing left  
to fill the cup.

*Kate Coombs*



Where does the water go?  
Where is the water from?  
What shall we do when the water is gone?





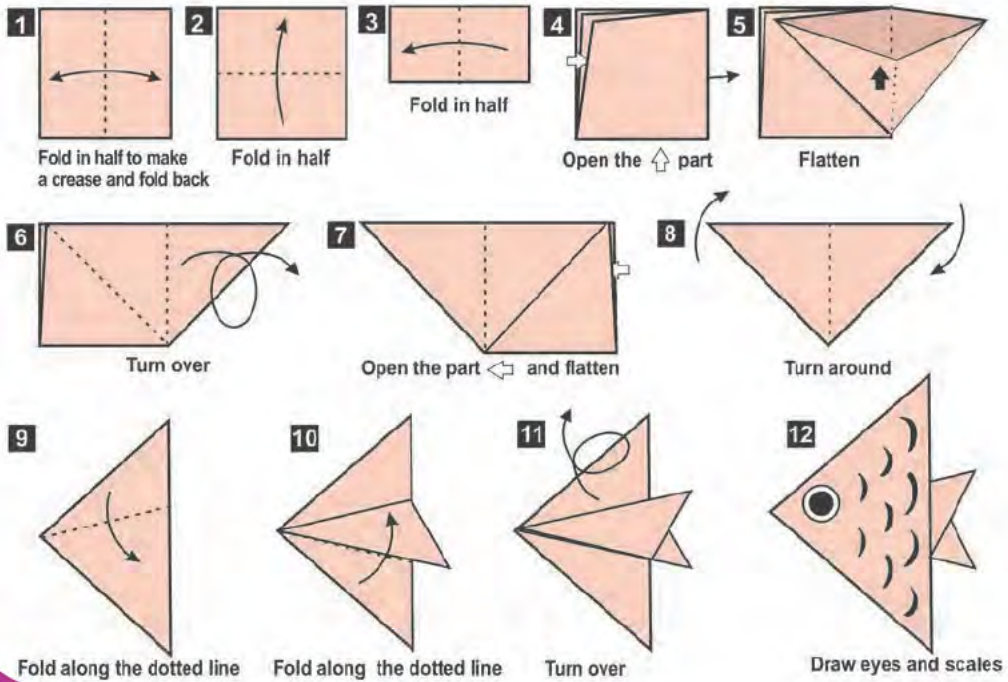
### Activity 9

We use plastic materials for various purposes. But plastic waste is harmful. Design a poster in your notebook against plastic pollution.



### Activity 10

Let's make a paper fish.



### Activity 11



Read the following poem.  
Complete the poem and give a suitable title.



Water is here  
It is so fresh  
Flows down from hills  
Cheers us and thrills!

Water is clear  
It is so nice  
Flows down from hills  
Cheers us and thrills!

.....

.....

Flows down from hills  
Cheers us and thrills!

.....

.....

Flows down from hills  
Cheers us and thrills!

.....

.....

Flows down from hills  
Cheers us and thrills!

### Activity 12



Write more expressions similar to the one given below

So yummy!  
So delicious!



So beautiful!

So elegant!

.....

.....

.....

.....

.....





## The Hungry Caterpillar

In the light of the moon  
there was a little egg on  
a leaf.



One Sunday morning,  
the warm sun came up.  
Out of the egg came  
a tiny and very hungry  
caterpillar.



She started to look for  
some food.  
On Monday, she ate  
through one apple.



But, she was still hungry.



I'm still hungry



On Tuesday, she ate  
through two pears, but  
she was still hungry.



On Wednesday, she ate  
through three plums.



But,  
she was still hungry.



On Thursday, she ate  
through four  
strawberries,  
but, she was still hungry.





On Friday, she ate through five oranges, but, she was still hungry.



I'm still hungry

On Saturday, she ate




That night she had a stomach ache!




The next day was Sunday again. The caterpillar ate through one nice green leaf and after that, felt much better.

She wasn't hungry anymore, and she wasn't a little caterpillar anymore.



She was a big, fat caterpillar.



She built a small house, called a cocoon, around herself. She stayed inside for more than two weeks.



Then she nibbled a hole in the cocoon, pushed her way out and... she became a beautiful butterfly!





# RECAST

The story in my words

1



Who is this?

2



What did he see in the deep sea?

3




Who appeared near the window?

4



What was the celebration in the palace?

5



Who made a whistling sound?

6



What were the boatmen doing?

7



What did the shark do?

8



Did the Princess punish the boatmen? What did she do?



# RECAST

Narrate the story in your own words.  
You may draw pictures as well.

Handwriting practice area consisting of 20 horizontal dotted lines.



## Activity 14



Observe the pictures.

Write a story in *My Creative Space*.



 **My Creative Space** 





## Activity 15

### Digitask

#### **Video clip**

We celebrate special occasions like birthdays, marriage functions, house warmings, local festivals, etc. Make a video clip with your commentary and send it to your teacher.

#### **Audio diary**

Record an audio clip narrating an interesting event such as the Independence day celebrations, Onam celebrations, etc., held in your school.

## IN HARMONY



*“Happiness is when what you think, what you say and what you do are in harmony.”*

**Mahatma Gandhi**





Who are hidden in this picture?  
Find out and colour them.





## Rocky, the Puppy

Rocky, the puppy was resting under a tree.  
He had just enjoyed a yummy meal.  
Bees buzzed around his head.  
“Please, don’t irritate me!”  
Rocky closed his eyes.  
Slowly, he fell asleep.  
A crow was watching everything.  
She flew around the bees. Rocky woke up.  
“Don’t annoy me,” he said.



What will Rocky do?



## The Chase

Rocky saw a cat chasing a squirrel.

He thought of having some fun.

He chased the cat.

“Leave me, let me catch the squirrel,” the cat hissed at him. By then, the squirrel had climbed up a tree.

“*Chill, Chill, Chill,*” it mocked the cat.

The cat also climbed up.

Rocky stood below and looked at the cat.



What will the cat say to Rocky?



## The Caring Crow

The squirrel disappeared among the leaves.  
The cat looked down.  
He saw Rocky trying to climb up the tree.  
The cat jumped down and escaped.  
The crow saw it.  
Her nest was on that tree.  
Her chicks were in it.  
She was afraid. She started circling around Rocky.  
Rocky stood up on his hind legs.



What will happen next?



## The Hungry Crow

Rocky walked back.

On the way, he got a bone.

He sat on the grass and started chewing it.

“Wah! Munchy! Whoosh!” He closed his eyes in joy.



The crow was observing the scene. She was very hungry.

She snatched the bone and flew away.

“Oh, you naughty crow,” Rocky barked.

He did not know what to do.

He jumped up and down several times.


He scratched his head and rolled in the mud.

Slowly, he calmed down.



Rocky barked aloud and jumped up and down several times. Why?





## The Heavy Rain

Suddenly, the blue sky grew dark.  
The wind howled.  
A heavy thunder shook the ground.  
It started to rain.  
“Kraa, Kraa...” the crow cawed  
aloud.  
She saw her nest swaying  
in the wind.  
Soon the branch broke and the nest  
fell down.



What will happen to the chicks?



## Helping the Helpless

“Keeyo... Keeyo,” Rocky heard a sound.

He saw the chicks lying on the ground.

He felt pity for them and walked towards the nest.

The chicks were drenched in the rain.

“Keeyo... Keeyo,” their cry became louder. They were shivering.

“Don’t worry dears,” Rocky consoled them.

“Help me, help me.” Rocky heard a cry.

He turned towards the sound.

He saw the mother crow caught under a fallen branch.

His heart melted.

Rocky tried to move the branch. It was heavy.

He pulled it with all his strength.

Finally, he was able to move it and save the crow.

The crow’s eyes welled up. She looked at Rocky with gratitude.

“Take care,” said Rocky and walked away.



What would you do  
if you were in Rocky’s place?





buzz	: to produce a continuous vibrating sound
chew	: to grind food with teeth
drench	: to become wet
fed up	: tired, feeling exhausted
harmony	: living together peacefully
heart melted	: began to feel love and affection
hiss	: to make a sharp sound like a snake
howl	: to cry loudly like a wolf
irritate	: to make someone get annoyed
mock	: to make fun of
munch	: to eat with a crunching sound
naughty	: to behave in a bad manner
scratch	: to rub with claws or nails
smash	: to crush something forcefully
snatch	: to take something quickly
sniff	: to inhale audibly
sway	: to move gently back and forth
well up	: to fill up with tears





### Activity 1

Identify appropriate pairs of words from the table.

bees	snake	clock
baby	bells	leaves
hissed	giggled	jingled
ticked	buzzed	rustled

e.g. bees-buzzed

.....

.....

.....


.....

.....



### Activity 2

The crow saw Rocky trying to climb up the tree.  
 Her nest was on that tree.  
 What would be her thoughts?



### Activity 3

Observe the picture. Describe it in your notebook.











### Activity 4

Some pictures from the story are given in column A. Match them with the events in column B.

Column A		Column B	
<b>a</b> 	<b>b</b> 	<input type="checkbox"/>	The crow got caught under a fallen branch.
<b>c</b> 	<b>d</b> 	<input type="checkbox"/>	The nest fell down.
		<input type="checkbox"/>	The branch of the tree broke in the wind.
		<input type="checkbox"/>	Rocky saved the mother crow.

 Write down the events in your notebook in order.



### Activity 5

Dialogues of some characters in the story are given below. Identify the speaker.

Please don't irritate me!

Leave me, let me catch the squirrel.

Help me, help me.

## Activity 6




Read the riddles given below.  
Make suitable riddles and write in the space provided.




I have long feathers.  
I dance in the rain.  
I am very beautiful.  
Who am I?

My beak is strong.  
I peck on trees.  
I have a feather crown.  
Who am I?



.....  
.....  
.....  
.....  
.....

.....  
.....  
.....  
.....  
.....







### Activity 7

Here are the pictures of some animals and their young ones. Identify them and write the missing words in the space given. One is done for you.



Cow : Calf



..... : Puppy



Cat : .....



..... : Kid



..... : Chick



..... : Owlet



Let's read a poem and recite.

## Happiness

A seed is happy  
when it becomes a root,  
A root is happy  
when it becomes a bud,  
A bud is happy  
when it becomes a stem, and  
A stem is happy  
when it becomes a flower.

*Matshona Dhliwayo*

### Activity 8



Make similar sentences using the clues given below

*A father becomes happy when his family is safe.*

teacher  
mother  
father  
grandfather  
kid

gets love  
students learn well  
gets care  
gets a toy  
family is safe





### Activity 9


Here is a short poem about a parrot.  
Read it.

### Green Parrot

Green parrot, green parrot,  
How do you cry?  
Screech...screech...screech  
Goes my cry.



▶ Now, write four lines about a crow.  
Give a title too.




.....  
.....  
.....  
.....

▶ Write a stanza about a cat.  
Give a title too.



.....  
.....  
.....  
.....



### Activity 10

Observe the birds around you and prepare a birdwatching diary in your note book.

### My Birdwatching Diary

Date and Time			
Name of the bird			
Colour/Colours			
Size (big, medium,small)			
Actions (flying, singing, diving, eating, nesting)			
Where did you see? (on the tree, on the ground, in the pond, beside my home, etc...)			








## Who is Stronger?

One day the sun and the wind were arguing about their strength.


Look, I'm strong. I can blow away anything.



No.... I'm stronger than you. I can make everything warm.

They saw a man walking.


I can blow away his shirt.



The wind started to blow.




The wind tried to take away the man's shirt. But he held on to it.




How cold it is!

Now it's my turn.



The sun started blazing.  
The man took off his shirt.

What a strange day!  
It was cold earlier.  
Now it's hot!




I agree.  
You are stronger  
than me.

You are too,  
in your own  
way!



They lived in harmony thereafter.





Activity 11



# RECAST

The story in my words

1



Who woke up Rocky?

2



What did Rocky see?

3



What did the crow do?

4



What did Rocky do then?

5



Who snatched the bone from Rocky?

6



What happened to the crow's nest on a rainy day?

7



What happened to the mother crow?

8



Who saved the mother crow?



# RECAST

Narrate the story in your own words.  
You may draw pictures as well.

Handwriting practice area with 20 horizontal dotted lines.






## Activity 12



Observe the pictures.

Write a story in *My Creative Space*.





> **My Creative Space** <





### Activity 13

Observe the picture and the list of animals given below.  
Write the corresponding number in the space provided.  
List the animals in the alphabetical order in your notebook.



[Blank space for writing]

[Blank space for writing]

9

20

[Blank space for writing]

[Blank space for writing]


25

[Blank space for writing]

11

1. Yak 2. Lion 3. Elephant 4. Meerkat 5. Quokka 6. Fox
12. Kangaroo 13. Chimpanzee 14. Iguana 15. Squirrel
20. Orangutan 21. Zebra 22. Uril 23. Deer 24. Rabbit





7. Nilgai 8. Giraffe 9. Jaguar 10. Alligator 11. Vole  
 16. Warthog 17. Hippopotamus 18. Tiger 19. Bear  
 25. Xenurine 26. Porcupine

14





## Activity 14

### Digitask

#### Video clip

Do you have a pet?

Try to video record the actions and movements of your pet with audio commentary, and send it to your teacher.

#### Audio diary

Record an audio clip, narrating an interesting event, such as the *Kalolsavam*, Sports Meet, etc. held in your school.



# CONSTITUTION OF INDIA

## Part IV A

### FUNDAMENTAL DUTIES OF CITIZENS

#### ARTICLE 51 A

*Fundamental Duties- It shall be the duty of every citizen of India:*

- (a) to abide by the Constitution and respect its ideals and institutions, the National Flag and the National Anthem;
- (b) to cherish and follow the noble ideals which inspired our national struggle for freedom;
- (c) to uphold and protect the sovereignty, unity and integrity of India;
- (d) to defend the country and render national service when called upon to do so;
- (e) to promote harmony and the spirit of common brotherhood amongst all the people of India transcending religious, linguistic and regional or sectional diversities; to renounce practices derogatory to the dignity of women;
- (f) to value and preserve the rich heritage of our composite culture;
- (g) to protect and improve the natural environment including forests, lakes, rivers, wild life and to have compassion for living creatures;
- (h) to develop the scientific temper, humanism and the spirit of inquiry and reform;
- (i) to safeguard public property and to abjure violence;
- (j) to strive towards excellence in all spheres of individual and collective activity so that the nation constantly rises to higher levels of endeavour and achievements;
- (k) who is a parent or guardian to provide opportunities for education to his child or, as the case may be, ward between age of six and fourteen years.



## CHILDREN'S RIGHTS

*Dear Children,*

*Wouldn't you like to know about your rights? Awareness about your rights will inspire and motivate you to ensure your protection and participation, thereby making social justice a reality. You may know that a commission for child rights is functioning in our state called the **Kerala State Commission for Protection of Child Rights**.*

*Let's see what your rights are:*

- Right to freedom of speech and expression.
- Right to life and liberty.
- Right to maximum survival and development.
- Right to be respected and accepted regardless of caste, creed and colour.
- Right to protection and care against physical, mental and sexual abuse.
- Right to participation.
- Protection from child labour and hazardous work.
- Protection against child marriage.
- Right to know one's culture and live accordingly.
- Protection against neglect.
- Right to free and compulsory education.
- Right to learn, rest and leisure.
- Right to parental and societal care, and protection.

### Major Responsibilities

- Protect school and public facilities.
- Observe punctuality in learning and activities of the school.
- Accept and respect school authorities, teachers, parents and fellow students.
- Readiness to accept and respect others regardless of caste, creed or colour.



*Contact Address:*

**Kerala State Commission for Protection of Child Rights**

'Sree Ganesh', T. C. 14/2036, Vanross Junction

Kerala University P. O., Thiruvananthapuram - 34, Phone : 0471 - 2326603

Email: [childrights.cpcr@kerala.gov.in](mailto:childrights.cpcr@kerala.gov.in), [rte.cpcr@kerala.gov.in](mailto:rte.cpcr@kerala.gov.in)

Website : [www.kescpcr.kerala.gov.in](http://www.kescpcr.kerala.gov.in)

**Child Helpline - 1098, Crime Stopper - 1090, Nirbhaya - 1800 425 1400**

**Kerala Police Helpline - 0471 - 3243000/44000/45000**

**Online R. T. E Monitoring : [www.nireekshana.org.in](http://www.nireekshana.org.in)**